

























# Electrical Connectors

## Ver 1.1

Description	Part Number	Picture	Connecting Part	Part Number
Receptacle kit connector. 3 Pin.	28170052		Oil Pressure Sensor Intake Manifold Pressure Sensor Atmospheric/Crankcase pressure sensor	KRP1559 KRP1558 KRP1560
Plug kit connector. 3 Pin.	28170056		Floor Throttle Assembly (PWM) Oil Pressure Sensor Oil Pressure Sensor	2800A014 U5MK1074 U5MK1073
Plug kit connector. 12 Pin.	28170041		Cylinder Head Cover Injector Receptacle.	28170053
Receptacle connector. 12 Pin	28170053		Cylinder Head Cover Injector plug.	28170041
Plug kit connector. 2 Pins	28170051		Speed / timing pickup. Cam. Speed / timing pickup. Crank.	KRP1573 KRP1561
Plug kit connector. 4 Pins	28170042		Top Cover Injector Harness Connection	28170039
Receptacle connector. 4 Pin	28170039		Plug kit connector. 4 Pins	28170042
Seal GP - 2 pins	28170074		Plug Connector	28170051
Seal GP - 3 pins	28170075		Plug Connector	28170056
Seal GP - 4 pins	28170025		Plug Connector	28170042

Seal GP - 12 pins	28170078		Plug Connector	28170041
Plug kit connector. 2 Pins. Red	28170044		Inlet manifold air temperature/Coolant temperature sensor.	2874A009
			Inlet manifold air temperature sensor (high temp.) 19mm hex.	2874A025
Plug kit connector. 3 Pins. Red	28170019		Inlet manifold air temperature sensor (high temp.) 22mm hex	U5MK1237
			Temperature Sensor.	CH12647
Plug kit connector. 3 Pins. Grey	28170045		Speed Sensor.	KRP1700
			Speed Sensor.	KRP1705
Plug kit connector. 2 Pins Grey	28170046		Fuel Rail Pressure Sensor	U5MK1087
Plug kit connector. 2 Pins Yellow	28170047		Oil Pressure Sensor	U5MK1088
			ATM Pressure	CH12652
Receptacle kit connector. 2 Pins. Red	28170099		Inlet air pressure sensor (339kPa)	U5MK1090
Seal-connector for 2 Pin Plug.	28170080		Inlet air pressure sensor (440kPa) 27mm hex	2874A024
			Boost Pressure Sensor	CH12648
Seal-connector for 3 Pin Plug	28170090		Oil Pressure sensor	KRP1699
Pin - connector. 14-16 AWG wire. Plating: Gold. Size: 16	28170023		Smart wastgate Solenoid	2874A023
Socket connector. 14-16 AWG wire. Plating Gold. Size 16	28170024		Engine speed sensor	2874A008
			Plug kit connector.	28170044
			Plug kit connector.	28170044
			Plug kit connector.	28170046
			Plug kit connector.	28170047
			Plug kit connector.	28170019
			Plug kit connector.	28170045
			All 2, 3 & 12 pin connectors	N/A
			All 2, 3 & 12 pin connectors	N/A

Pin - connector. 16-18 AWG. Plating Gold. Size 16	2900A021		All 2, 3 & 12 pin connectors	N/A
Socket Connector. 16-18 AWG. Plating Gold. Size 16	2900A016		All 2, 3 & 12 pin connectors	N/A
Plug - Seal	2900A011		All 2, 3 & 12 pin connectors	N/A
Pin Removal tool. Blue.	CH11169		All 2, 3 & 12 pin connectors	N/A
Wedge removal tool	28170079		All 2, 3 & 12 pin connectors	N/A
1100D ECM Customer Connector kit	U5MK1229		Electronic Control Module	28170113
1100D ECM connector pin removal tool	27610285		For use with U5MK1229 kit.	U5MK1229
Replacement pins for 1100D ECM Connector kit	28170085		Replacement pin for U5MK1229 kit.	U5MK1229
Replacement contact lock for 1100D ECM Connector kit	28170086		Replacement lock for U5MK1229 kit.	U5MK1229
Replacement plug seal for 1100D ECM Connector kit.	28170088		Replacement seal for U5MK1229 kit.	U5MK1229
Replacement backshell for 1100D ECM Connector kit	28170087		Replacement backshell for U5MK1229 kit.	U5MK1229
Replacement connector body for 1100D ECM Connector	28170110		Replacement connector for U5MK1229 kit.	U5MK1229
Customer Harness interface connector kit 2000 series.	CH11173		Connects to engine harness	CH12042
Customer Harness interface connector kit 1300 series.	2638C359		Electronic Control Module Electronic Control Module	1807457C1 1807468C1

Electronic Shut Of Solenoid (ESOS)	3161C012		12 Volt ESOS 24 Volt ESOS 12 Volt ESOS (Marine)	26420469 26420470 26420467
Electronic Shut Of Solenoid (ESOS)	4181V013		13 Volt ESOS 24 Volt ESOS 12 Volt ESOS (Marine)	26420469 26420470 26420468
800 Series Electrical Connection Kit	U5MK1026	Oil Pressure Sensor Fuel Pump Solenoid Fuel Pump Cold Start Advance Alternator Connector Cold Start Advance Sensor Fuel Filter Lift Pump	800 Series Engine	
3.152/1000/1100 series Electronic Governor Connection Kit	U5MK0653		LCG (Governor)	
1104/1106C 70 Pin - Receptacle. Machine Interface Connector. Flange Mount	28170038		1104/1106C 70 Pin - Plug. Machine Interface Connector	28170054
1104/1106C 70 Pin - Plug. Machine Interface Connector	28170054		1104/1106C 70 Pin - Receptacle. Machine Interface Connector. Flange Mount	28170038
31 Pin - Receptacle Flange Mount Machine Interface Connector (MIC)	28170043			
Nut for 31 Pin MIC Connector	28170081			
Washer for 31 Pin MIC Connector	28170082			
9 Pin - Receptacle Diagnostic Connector	28170049		1100C/1100D Engine harness diagnostic connector	
Dust Cap for engine harness 9 pin diagnostic connector	2900A018		1100C/1100D Engine harness diagnostic connector	

\*Note crimp tool for  
Deutsch

CH11155