



# Electrics Catalog And Cross-Reference Manual



# Warranty and Core Information

## Contents:

Catalog:	
Warranty and Core.....	2
Features.....	6
<b>ReCon® :</b>	
Alternators.....	9
Starters.....	22
Parallel Switches.....	35
PreLub Starters and Pumps.....	36
PreLub Kits and Service Parts.....	38
PreLub Application Guide.....	39
<b>New Parts Cross Reference.....</b>	<b>41</b>

This warranty coverage applies to every ReCon® starter, alternator, solenoid and parallel switch.

### **Coverage**

#### Products Warranted

This warranty applies to electrical components or assemblies (electrics) re-manufactured or marketed by Cummins Inc. under the ReCon® trademark. This warranty covers any failures of electrics which result, under normal use and service, from defects in workmanship or material during the specified period. Coverage extends for one year, with unlimited mileage/hours from date of first installation. This warranty is made to owners in the chain of distribution and to the first retail purchaser only. It does not extend to subsequent purchasers.

### **Responsibilities**

#### Cummins Responsibilities

In the event of a warrantable failure, Cummins will pay for parts and labor necessary to replace the electrics only. Warranty does not cover repair or replacement of any other electrical or mechanical component.

All labor costs will be paid in accordance with the Labor Guide set forth in the Cummins Warranty Manual. This manual is available for inspection at any Cummins distributor.

# ReCon<sup>®</sup> Electrics

## Owner Responsibilities

Owner is responsible for any and all labor costs which exceed those based on the Labor Guide.

The owner is responsible for failures of any and all wiring, wiring harness, electrical connectors, batteries, or any other electrical components within the electrical system of the unit in which the electrics are installed.

At the time the electrics are installed, the owner is responsible for the preparation of a written record containing the following:

- Date of installation of the unit.
- Part number of unit installed.
- Engine serial number and/or vehicle number.

The purpose of this record is to protect the owner's interests and support any claim for a warrantable failure.

Prior to expiration of the warranty, the owner must give notice of a warrantable failure and deliver the electrics to a Cummins distributor, authorized dealer or other repair location approved by Cummins to receive a replacement.

The owner is responsible for all towing, communication expenses, meals, lodging and similar costs incurred by the owner, as a result of a warrantable failure.

The owner is responsible for downtime expenses, and all business costs and losses resulting from a warrantable failure. Cummins is not responsible for incidental or consequential damages.

## **Limitations**

### Warranty Limitations.

Cummins is not responsible for failures resulting from owner or operator abuse or neglect such as defective electrical wiring, electrical harness, electrical connectors, batteries or other related electrical components which caused the electrics to fail. Warranty does not cover improper installation or misapplication such as installing a 12-volt component on a 24-volt system.

Only Cummins ReCon<sup>®</sup> parts are to be used in making warranty repairs unless authorized by Cummins Product Support. Call 1-800-DIESELS (1-800-343-7357). These warranties are the sole warranties of Cummins applicable to electrics. Cummins makes no other warranties, express or implied, or of merchantability or fitness for a particular purpose.

# Core Acceptance

## Alternator

Core will be accepted for exchange if visual inspection indicates the following:

- Core is complete and not disassembled. Complete unit includes shaft, front and back housings, rotor, stator and regulator.
- Core is a product style offered for exchange by Cummins.
- Rust that occurs on exterior surfaces of components exposed to weather conditions from normal operating conditions is acceptable. Interior surfaces and components, or any machined surface can have only light flash rust. Heavy rust due to improper storage is not acceptable.

Core that is damaged by non-operational causes such as rough handling, fire, improper removal or improper protection during storage is not acceptable.

Note:30SI/33SI transformer type and non-transformer type are not interchangeable. Negative and positive ground are accepted interchangeably.

## Starter

Core will be accepted for exchange if visual inspection indicates the following:

- Core is complete and not disassembled. A complete starter includes nose housing, lever housing, gear, armature, field coils, solenoid, field housing and end plate. Starters without solenoids are acceptable with an additional charge.
- Core is a product style offered for exchange by Cummins.
- Rust that occurs on exterior surfaces of components exposed to weather conditions from normal operating conditions is acceptable. Interior surfaces and components, or any machined surface can only have light flash rust. Heavy rust due to improper storage is not acceptable.
- Early versions of Delco Remy and Dyer type starters are not acceptable.

Core that is damaged by non-operational causes such as rough handling, fire, improper removal or improper protection during storage is not acceptable.

# Core Acceptance

## **Solenoid/Parallel Switch**

Core will be accepted for exchange if visual inspection indicates the following:

- Core is complete and not disassembled.
- Core is a part number offered for exchange by Cummins.
- Rust that occurs on exterior surfaces of components exposed to weather conditions from normal operating conditions is acceptable. Interior surfaces and components, or any machined surface can only have light flash rust. Heavy rust due to improper storage is not acceptable.

Core that is damaged by non-operational causes such as rough handling, fire, improper removal or improper protection during storage is not acceptable.

Solenoids of the same style with different voltage are accepted interchangeably.

# ReCon® Electrics Features

## ReCon® Alternator Features

### Rectifier End Frame Assembly

- 100% new brushes to ensure long life
- 100% new brush springs to guarantee proper force and promote long life
- 100% new needle or ball bearings ,as applicable.
- Bearing seats re-qualified to ensure a proper fit and reduce premature bearing failures
- New regulators or regulators that are qualified with a computerized regulator tester that verify all the latest electronic functions of the regulators
- Rectifiers are qualified using a computerized rectifier tester that checks all features of the diode including a pulse load to verify diode and assembly integrity.

### Stator assemblies

- 100% visual and electronically tested for amperage rating
- 100% re-varnished to eliminate winding to winding and winding to lamination short circuit and prevent premature failures
- 100% high voltage tested to ensure insulation integrity

### Rotor

- Bearing journals and slip ring size ,when applicable, gauged for correct size.
- Coils re-qualified for amperage draw and high voltage tested to ensure insulation integrity throughout the complete alternator performance curve.
- Slip rings are re-machined or replaced as required with run out 0.002" or less to promote long life of the alternator

### Drive End Frame

- 100% new double sealed electric motor grade bearings ensure long, maintenance free life of the alternator
- Bearing seats re-qualified for correct size to ensure a proper fit and reduce premature bearing failures

### Complete Alternator

Computerized load test tag on each unit showing unit performance including voltage amperage and available regulator functions. Tag will not print if the unit does not pass the criteria. This ensures the performance matches the performance of a new part and prevents errors in operator judgment during manufacturing.

# ReCon® Electrics Features

## ReCon® Starter Features

### Commutator end frame and brush assembly

- 100% new self lubricating bushings to ensure long life of the starter
- 100% new oil wicks and caps to ensure the self lubricating feature on the starter functions properly.
- 100% new o-rings to prevent premature failures from leaks
- 100% new brushes and leads to ensure long life of the starter
- New brush springs or springs re-qualified for proper torque and angle to ensure the torque applied to the springs is consistent and promotes long life of the starter

### Field case assembly

- 100% new or re-wrapped field coils ensure that starter output power is consistent and will remain consistent through out the service period of the unit.
- 100% new liners ensure insulation is maintained through out the life of the starter.
- 100% new field coil leads eliminate "judgment" errors in production
- 100% high voltage testing for insulation integrity

### Solenoid assembly

- 100% New solenoid contacts to ensure proper materials and dimensions are built into the solenoids and promote long life of the solenoid.
- Solenoid coils are rewound or re-qualified to ensure proper performance
- 100% computer tested for pull force, hold force, coil balance, burn off reserve, pulling current and holding current to ensure proper performance and long life of the starter.

### Lever housings

- 100% new self lubricating bushings to ensure long life of the starter
- 100% new oil wicks and caps to ensure the self lubricating feature on the starter functions properly
- 100% new o-rings prevent premature failures from leaks
- 100% new shift lever pins maximize starter life

### Armatures

- Bushing seats and commutators are re-qualified for maximum life
- Electrically tested for open circuit, short circuit, and short circuit to ground.
- Splines and shaft straightness verified



# ReCon® Electrics

## Features

- Commutators gauged for proper size, re-machined and undercut, when applicable, to ensure proper performance and promote long life of the starter
- Hairpins re-banded as required
- Armatures re-varnished and baked to protect windings

### Drives

- 100% new clutch springs, when applicable, ensure consistent force
- 100% new clutch rollers, when applicable, ensure proper locking and guarantee long life
- 100% new bushings ensure long life and proper functioning in the starter
- Special wide temperature range grease (extreme cold and high temperature rated) ensure that the starter functions in extreme cold climates and does not deteriorate with the heat generated during the operation of the drive clutch.

### Drive End Housings

- 100% new self lubricating bushings ensure long life of the starter
- 100% new oil wicks and caps ensure the self lubricating feature on the starter functions properly.
- 100% new o-rings ensure that there are no leaks to cause premature failures

- 100% pressure tested to ensure oil seal integrity, when applicable
- 100% high voltage insulation test, when applicable, to ensure that insulation integrity has been maintained throughout the assembly of the starter

### Complete starters

- 100% computerized load test tag on each unit showing voltage, amperage, output power and torque . Tag will not print if the unit does not pass the criteria. This ensures the performance matches the OE and eliminates operator judgment during manufacturing.
- 100% pressure tested to ensure oil seal integrity, when applicable
- 100% high voltage insulation test, when applicable, to ensure that insulation integrity has been maintained throughout the assembly of the starter



# ReCon® Alternators



## 10SI Series

3604475D

ReCon	Volt	Grnd.	Amp	Field	Type	Bat	Ign.	Rel.
360447500RX	12 V	N	61 A	3W	116	M6	-	BLA
367510100RX	12 V	N	72 A	3W	116	M6	-	BLA
360447600RX	24 V	N	40 A	3W	116	M6	-	BLA

**Note:** Product does not include fan. Do not return fan with core.

## Applications:

Industrial	Allis Chalmers Engine	Industrial	Fiat-Allis Motor Grader
Industrial	Allis-Chalmers Fork Lift Trucks	Industrial	Fiat-Allis Wheel Loaders
Industrial	Allis Chalmers Loaders, Backhoes	Industrial	Hyster Lift Trucks
Industrial	Allis Chalmers Power Units	Agriculture	International Harvester Combines
Industrial	Allis-Chalmers Tractors (Farm)	Agriculture	International Harvester Tractors
Industrial	Austin Western Cranes	Agriculture	International Harvester Windrowers
Industrial	Austin Western Graders	Industrial	International Harvester Payloggers
Industrial	BobCat Skid Steer and Wheel Loaders,	Industrial	International Harvester Skidders
Agriculture	Case Tractors	Agriculture	John Deere Tractors
Industrial	Case Cranes	Industrial	John Deere Engines
Industrial	Case Crawler Dozers and Loaders	Industrial	John Deere Feller Bunchers
Industrial	Case Excavators	Industrial	John Deere Loaders
Industrial	Case Forklifts	Industrial	John Deere Power Units
Industrial	Case Loader Backhoes	Industrial	John Deere Skidders
Industrial	Case Shovels	Agriculture	Massy Ferguson tractors
Industrial	BobCat Skid Steer and Uni Loaders	Industrial	Massy Ferguson tractors
Industrial	Case Trenchers	Industrial	New Holland Balers and mowers
Industrial	Case Wheel Loaders	Agriculture	New Holland Forage Harvester
Industrial	Case Woodlands	Industrial	New Holland Wind Rowers
Industrial	Clark Lift Truck	Industrial	Teledyne Continental Engines
Industrial	Clark Tow tractors/ industrial trucks	Industrial	Toro Tractors
Industrial	Clark Tractor Shovels (wheel loaders)	Industrial	Towmotor Corporation
Industrial	Cummins B and C series (STD)	Industrial	Wabco Graders
Industrial	DMT	Industrial	Waukesha
Industrial	Drott Manufacturing Cranes	Agriculture	White Combines
Industrial	Drott Manufacturing Shovels	Agriculture	White Tractors

# ReCon® Alternators



15SI Series								3604474D	
ReCon	Volt	Grnd.	Amp	Field	Type	Bat	Ign.	Rel.	
360447400RX	12 V	N	105A	3W	116	M6	-	M4	
495133200RX	12 V	N	105A	3W	116	M6	-	M4	

**Note:** Product does not include fan. Do not return fan with core.  
**Note:** 360447400RX is in 12 o'clock position. 495133200RX is in 6 o'clock position

**Applications:**

Agriculture	Agco-Allis Tractors	Industrial	SPRA-Coupe
Agriculture	Agco-Gleaner Combines	Industrial	Steiger Tractors
Agriculture	Agco-SPRA Coupe	Industrial	TimberJack Forestry Equipment
Agriculture	Agco-White Combines	Industrial	Versatile Tractors
Agriculture	Agco-White Tractors	Industrial	Versatile Windrowers
Agriculture	Case Combines	Agriculture	White Combines
Agriculture	Case Tractors	Agriculture	White Tractors
Agriculture	Case Windrowers		
Agriculture	Cummins B and C series		
Industrial	Deutz-Allis Tractors	Cross Reference	360447400RX
Industrial	Elgin Sweeper	Cummins New	390998200
Agriculture	Ford Tractors	Delco Remy Cross	1117068
Agriculture	Gleaner Combines	Bosch Cross	AL955X
Agriculture	International Harvester Tractors	Lester Cross	7267
Industrial	John Deere Engines	Prestolite Cross	A0012500LC
Industrial	John Deere Loaders	Wilson Cross	90-01-3095
Agriculture	Massy Ferguson tractors	Komatsu Cross	460194H1




19SI Series								3675256D	
ReCon	Volt	Grnd.	Amp	Field	Type	Bat	Ign.	Rel.	
367525400RX	12 V	N	105A	3W	355	M6	-	M4	
367525600RX	12 V	N	105A	3W	355	M6	BLA	M4	

**Note:** Product includes fan. Return fan with core.  
**Note:** 367525400RX is in 12 o'clock position. 367525600RX is in 6 o'clock position

**Applications:**

Automotive	Heavy Duty Trucking	Cross Reference	367525600RX
		Cummins New	393477800

# ReCon® Alternators



## 20SI Series

3604473D

ReCon	Volt	Grnd.	Amp	Field	Type	Bat	Ign.	Rel.
360447300RX	12 V	N	60A	1W	450	1/4"	-	PIN
367512600RX	24V	N	35A	1W	450	1/4"	-	PIN


**Note:** Product includes fan. Return fan with core

Applications:

		Cross Reference	367512600RX
Industrial	Clark Tractor Shovels	Delco Remy Cross	1117619
Industrial	Cummins B and C Series	Lester Cross	7465
Industrial	Cummins L10Series	Prestolite Cross	A0012303JB
Industrial	Cummins V Series	Dixie Cross	A-9223
Agriculture	International Harvester Tractors	Wilson Cross	90-05-9167
Agriculture	Massy Ferguson tractors	Komatsu Cross	1286822H91
Industrial	Towmotor Corporation		

Cross Reference	360447300RX
Cummins New	301662800
Delco Remy Cross	1117628
Lester Cross	7266
Prestolite Cross	A0012300JC
Wilson Cross	90-04-7020

# ReCon® Alternators



**Note:** Product includes fan.  
Return fan with core

21SI Series									3604666D
ReCon	Volt	Grnd.	Amp	Field	Type	Bat	Ign.	Rel.	
360466600RX	12 V	N	100A	1W	350	1/4"	#10	P/T	
360466700RX	12 V	N	130A	1W	350	1/4"	#10	P/T	
367515700RX	12 V	N	130A	3W	355	1/4"	#10	P/T	
360466800RX	12 V	N	145A	1W	350	5/16"	#10	P/T	
367515800RX	12 V	N	160A	1W	350	1/4"	#10	P/T	
367515900RX	12 V	N	160A	3W	350	5/16"	#10	P/T	
367517400RX	24 V	N	70A	1W	350	M6	M4	M4	
367520100RX	24 V	N	50A	1W	350	M6	M4	M4	

Applications:	
Industrial	Champion Motor Graders
Industrial	Cummins B Series 5.9
Agriculture	Agco-Allis Tractors
Agriculture	Agco-Gleaner Combines
Agriculture	Agco-Star Tractors
Agriculture	Agco-White Tractors
Agriculture	Caterpillar Tractors
Agriculture	Ford Tractors
Industrial	John Deere Skidders
Agriculture	Massey-Ferguson Combines
Agriculture	Massey-Ferguson Tractors
Agriculture	New Holland Tractors

Cross Reference	360466800RX
Delco Remy Cross	1117933
Lester Cross	7644
Dixie Cross	A-1350

Cross Reference	360466600RX
Cummins New	493687600
Delco Remy Cross	8600151
Prestolite Cross	AL9960LH
Dixie Cross	A-1341

Cross Reference	367515800RX
Delco Remy Cross	1117917
Lester Cross	7672
Dixie Cross	A-1360

Cross Reference	360466700RX
Caterpillar Cross	121-4134
Delco Remy Cross	1117891
Lester Cross	7668


Cross Reference	367515900RX
Delco Remy Cross	1117899
Lester Cross	7665
Dixie Cross	A-1388

Cross Reference	367517400RX
Delco Remy Cross	1117900
Lester Cross	8003
Dixie Cross	A-1351
Caterpillar Cross	OR-8279

Cross Reference	367515700RX
Delco Remy Cross	1117896
Lester Cross	7971

Cross Reference	367520100RX
Delco Remy Cross	1117897
Lester Cross	7642
Dixie Cross	A-1368

# ReCon® Alternators



Applications:

School Bus	Bluebird Buses
School Bus	International Buses
School Bus	Ford Buses
School Bus	Thomas Built Buses

Cross Reference	367524200RX
Cummins New	393553000
Delco Remy Cross	19020382
Prestolite Cross	MDA3922
Dixie Cross	A1609
Wilson Cross	90014396
Komatsu Cross	6742015175

## 22SI Series

3675222D

ReCon	Volt	Grnd.	Amp	Field	Type	Bat	Ign.	Rel.
367522200RX	12 V	N	100A	1W	350	1/4"	#10	P/T
367522800RX	12 V	N	130A	1W	355	1/4"	#10	P/T
367522500RX	12 V	N	130A	3W	355	M6	#10	M4
367524000RX	12 V	N	145A	1W	350	1/4"	#10	P/T
367522600RX	24 V	N	50A	1W	350	M6	M4	M4
367524200RX	24 V	N	70A	1W	350	M6	M4	M4
367522400RX	24 V	N	70A	3W	350	M6	#10	M4

**Note:** Product includes fan. Return fan with core

Cross Reference	367522400RX
Cummins New	400344600
Delco Remy Cross	19020376
Prestolite Cross	110-444
Dixie Cross	A1494
Wilson Cross	90014297

Cross Reference	367522800RX
Cummins New	309984200
Delco Remy Cross	19020388
Cross Reference	367522500RX
Cummins New	400344500
Delco Remy Cross	19020375



## 23SI Series

3675223D

ReCon	Volt	Grnd.	Amp	Field	Type	Bat	Ign.	Rel.
367522300RX	12 V	N	100A	1W	455	1/4"	#10	#10
367255200RX	24 V	N	55A	1W	450	M6	M4	M4

**Note:** Product includes fan. Return fan with core

Automotive Heavy Duty Trucking

Cross Reference	367255200RX
Delco Remy Cross	10459218
Lester Cross	8086
Dixie Cross	A-1591



## 24SI Series

367525600D

ReCon	Volt	Grnd.	Amp	Type	Bat	Ign.	Rel.
397273200RX	12 V	N	100A	-	5/16	3W	-
397273300RX	12 V	N	130A	-	5/16	3W	-
397273400RX	12 V	N	160A	-	5/16	3W	-
397273500RX	24V	N	70A	-	5/16	3W	-

# ReCon® Alternators



<b>26SI Series</b>								3675108DD
ReCon	Volt	Grnd.	Amp	Field	Type	Bat	Ign.	Rel.
367510900RX	12 V	N	85A	1W	450	7/16"	-	PIN
367516900RX	12 V	N	85A	1W	450	7/16"	#10	-
367510800RX	24 V	N	75A	1W	450	7/16"	-	PIN

**Note:** Product includes fan. Return fan with core

## Applications:

Industrial	Caterpillar Engines	Cross Reference	367516900RX
Industrial	Caterpillar Haulers	Delco Remy Cross	1117279
Industrial	Caterpillar Scrapers	Lester Cross	8066
Industrial	Caterpillar Skidders	Dixie Cross	A-1442
Industrial	Caterpillar Dozers		
Cross Reference	367510900RX	Cross Reference	367510800RX
Delco Remy Cross	10459074	Delco Remy Cross	10459071
Lester Cross	8061	Lester Cross	8063
Dixie Cross	A-1392	Dixie Cross	A-1475
		Caterpillar Cross	OR-3615



<b>30SI Series</b>								3603877D
ReCon	Volt	Grnd.	Amp	Field	Type	Bat	Ign.	Rel.
360465200RX	12 V	N	105A	1W	450	1/4"	-	PIN
360468500RX	24 V	INS	60A	1W	450	1/4"	-	1/4"
367510300RX	24 V	N	75A	1W	450	1/4"	-	PIN
367510400RX	24 V	N	100A	1W	450	1/4"	-	PIN
360467900RX	32 V	INS	60A	1W	450	1/4"	-	1/4"

**Note:** Product includes fan. Return fan with core

## Applications:

Agriculture	Allis-Chalmers Tractors	Cross Reference	360467900RX
Agriculture	Case Tractors	Cummins New	341309200
Industrial	Caterpillar Engines	Delco Remy Cross	19011166
Industrial	Champion Motor Graders	Dixie Cross	A-1102
Industrial	Cummins 855 Series	Cross Reference	360465200RX
Industrial	Cummins L10 Series	Cummins New	340058200
Agriculture	Ford Tractors	Delco Remy Cross	19011174
Industrial	International Harvester Paymovers	Dixie Cross	A-1332
Industrial	Steiger Tractors	Cross Reference	360468500RX
Agriculture	Versatile Tractors	Cummins New	407870100
Agriculture	White Tractors	Delco Remy Cross	19011203
Industrial	Waukesha	Dixie Cross	A-1103
Cross Reference	367510400RX	Cross Reference	367510300RX
Cummins New	340069800	Cummins New	400059000
Delco Remy Cross	19011175	Delco Remy Cross	19011192
Dixie Cross	A-1444	Dixie Cross	A-1339

# ReCon® Alternators



33SI Series								3603877D	
ReCon	Volt	Grnd.	Amp	Field	Type	Bat	Ign.	Rel.	
367523600RX	12 V	N	110A	1W	455	1/4"	#10	PIN	
367523300RX	12 V	N	135A	1W	455	1/4"	#10	PIN	
367521400RX	24 V	N	75A	1W	450	1/4"	#10	PIN	
367523500RX	24 V	N	100A	1W	450	1/4"	#10	PIN	

**Note:** Product includes fan. Return fan with core

**Applications:**

- Automotive Heavy Duty Trucking
- Industrial Off-Highway Trucks
- Agriculture Farm Equipment

Cross Reference	367523300RX
Cummins New	368014000
Delco Remy Cross	19011173
Dixie Cross	A-1456
Lester Cross	8083
Prestolite Cross	A0012805LC
Wilson Cross	90-01-4270

Cross Reference	367523600RX
Cummins New	340058200
Delco Remy Cross	19011174
Dixie Cross	A-1455

Cross Reference	367523500RX
Cummins New	333221300
Delco Remy Cross	19011180
Dixie Cross	A-1457



34SI Series								3675234D	
ReCon	Volt	Grnd.	Amp	Field	Type	Bat	Ign.	Rel.	
367524300RX	12 V	N	110A	1W	450	1/4"	#10	PIN	
367523400RX	12 V	N	135A	1W	455	1/4"	#10	#10	
367524400RX	24 V	N	75A	1W	450	1/4"	#10	PIN	

**Note:** Product includes fan. Return fan with core

**Applications**

- Automotive Heavy Duty Trucking
- Automotive Line Haul Diesel
- Industrial Off-Highway Trucks
- Agriculture Farm Equipment

Cross Reference	367524300RX
Delco Remy Cross	10459145
Dixie Cross	A-1458

Cross Reference	367524400RX
Cummins New	405759600
Delco Remy Cross	19011204
Dixie Cross	A-1460

Cross Reference	367523400RX
Delco Remy Cross	10459198
Dixie Cross	A-1459
Prestolite Cross	110-811



# ReCon® Alternators



34SI Series with Pad Mounting								3675234D
ReCon	Volt	Grnd.	Amp	Field	Type	Bat	Ign.	Rel.
367521800RX	12 V	N	110A	1W	450	1/4"	#10	#10
367521900RX	12 V	N	135A	1W	455	1/4"	#10	#10

**Note:** Product includes fan. Return fan with core

Applications:

Cross Reference	367521800RX
Delco Remy Cross	10459279
Dixie Cross	A-1552

Automotive Heavy Duty Trucking
Automotive Line Haul Diesel
Industrial Off-Highway Trucks
Agriculture Farm Equipment

Cross Reference	367521900RX
Delco Remy Cross	10459278
Dixie Cross	A-1553
Prestolite Cross	110-811



50DN Belt Drive								3675193D
ReCon	Volt	Grnd.	Amp	Field	Type	Bat.	Ign.	Rel.
367520200RX	24 V	N	270A	B	500	1/2"	-	1/4"

**Note:** Regulator 3675194RX is required with 50DN Alternator. No Core required for regulator.

Applications:

Automotive Motor Coaches
Bus Transit Bus

Cross Reference	367520200RX
Cummins New	392898500
Dixie Cross	A-1921

# ReCon® Alternators




## Leece-Neville

ReCon	Volt	Grnd.	Amp	Type	Bat.	Ign.	Rel
360385900RX	12 V	INS	105A	2600J	5/16"	PIN	-
360423400RX	12 V	INS	130A	2700J	5/16"	PIN	-
367516100RX	12 V	INS	160A	2800J	5/16"	PIN	-

Applications:

Agriculture Agco-Allis Tractors	Cross Reference	360385900RX
Agriculture Allis-Chalmers Combines	Delco Remy Cross	10459021
Agriculture Case Tractors	Dixie Cross	A-720
Automotive MD and HD Dodge Trucks	Cross Reference	367516100RX
Automotive MD and HD Ford Trucks	Delco Remy Cross	10459459
Agriculture Ford Tractors	Dixie Cross	A-772
Automotive MD and HD Freightliner Trucks		
Automotive MD and HD International Trucks		
Industrial John Deere Loader		
Industrial John Deere Skidder		
Industrial John Deere Tool Carrier		



## Leece-Neville


ReCon	Volt	Grnd.	Amp	Type	Bat.	Ign.	Rel
367520000RX	12 V	INS	130A	LHA	1/4"	#10	#10

**Note:** Product includes fan. Return fan with core.

Applications:

Automotive Motor Coaches	Cross Reference	367520000RX
Bus Transit Bus	Delco Remy Cross	10459555
Multiple Refrigeration	Dixie Cross	A-9204
	Prestolite Cross	8LHA2070VE

# ReCon® Alternators



Leece-Neville								3604683D
ReCon	Volt	Grnd.	Amp	Type	Bat.	Ign.	Rel	
360468300RX	12 V	INS	130A	LHA	1/4"	#10	#10	

**Note:** Product includes fan. Return fan with core

## Applications:

Automotive Heavy Duty On-Highway Trucks

Cross Reference	360468300RX
Delco Remy Cross	10459454
Dixie Cross	A-9233
Prestolite Cross	8LHA2050



Prestolite								3675139D
ReCon	Volt	Grnd.	Amp	Type	Bat.	Ign.	Rel	
367513900RX	12 V	N	37A	AR	1/4"	#10	#10	

**Note:** Product does not include fan. Do not return fan with core.

## Applications:

Industrial	Truck Refrigeration Units
Industrial	Ford Skid Steer Loaders
Industrial	New Holland Skid Steer Loaders
Industrial	Perkins 4-108
Industrial	Mercedes OM636
Industrial	Kubota D905, V1902, V2203, Z600

Cross Reference	367513900RX
Delco Remy Cross	19020520
Dixie Cross	A-9199
Prestolite Cross	8AR2073F
Prestolite Cross	110-629
Carrier Transicold	30-00351

# ReCon® Alternators



Prestolite							3675146D	
ReCon	Volt	Grnd.	Amp	Type	Bat.	Ign.	Rel	
367514600RX	12 V	N	37A	EK	1/4"	#10	#10	
367514700RX	12 V	N	65A	EK	1/4"	#10	#10	

**Note:** Product does not include fan. Do not return fan with core.

## Refrigeration Application

### Applications

Industrial	ThermoKing Truck Refrigerating Units
Const.	Various Construction Applications
Agriculture	Various Agriculture Applications

Cross Reference	367514700RX
Delco Remy Cross	19020275
Dixie Cross	A-9225
Prestolite Cross	110-400
Prestolite Cross	8EK2005NC
Prestolite Cross	8EK2010NC
Thermo King Cross	44-7156
Thermo King Cross	44-8904
Thermo King Cross	44-9753

Cross Reference	367514600RX
Delco Remy Cross	19020515
Dixie Cross	A-9247
Prestolite Cross	110-399
Prestolite Cross	8EK2003F
Prestolite Cross	8EK2006K
Prestolite Cross	8EK2009FC
Thermo King Cross	44-7155
Thermo King Cross	44-7925
Thermo King Cross	44-8901
Thermo King Cross	44-9750
Thermo King Cross	44-9751



Prestolite							3675140D	
ReCon	Volt	Grnd.	Amp	Type	Bat.	Ign.	Rel	
367514000RX	12 V	N	37A	EM	1/4"	#10	#10	
367514100RX	12 V	N	65A	EM	1/4"	#10	#10	

**Note:** Product does not include fan. Do not return fan with core.

## Refrigeration Application

### Applications:

Industrial	Carrier Truck Refrigerating Units
Industrial	New Holland Skid Steer Loaders

Cross Reference	367514000RX
Delco Remy Cross	19020545
Dixie Cross	A-9212
Prestolite Cross	110-342
Prestolite Cross	8EM2050FC
Carrier Transicold Cross	320-50009-00

Cross Reference	367514100RX
Cummins New	C0191190900
Cummins New	C0191195900
Dixie Cross	A-9217
Prestolite Cross	8AR2018L
Prestolite Cross	110-379
Prestolite Cross	8EM2012NB
Prestolite Cross	8EM2021NA
Lester Cross	7344
Wilson Cross	90059147
Carrier Transicold Cross	30-00363-03

# ReCon® Alternators



<b>Prestolite</b>		<b>3675142D</b>					
ReCon	Volt	Grnd.	Amp	Type	Bat.	Ign.	Rel
367514200RX	12 V	N	35A	HA	1/4"	#10	#10
367514300RX	12 V	N	55A	HA	1/4"	#10	#10

**Note:** Product does not include fan. Do not return fan with core.

## Refrigeration Application

Applications:

Industrial	Carrier Truck Refrigerating Units
Industrial	ThermoKing Truck Refrigerating Units

Cross Reference	367514200RX	Cross Reference	367514300RX
Delco Remy Cross	19020509	Delco Remy Cross	19020545
Dixie Cross	A-988	Dixie Cross	A-9137
Thermo King Cross	44-3325	Thermo King Cross	44-5004
Carrier Transicold Cross	20-44-3325	Prestolite Cross	8AR2070KA
Prestolite Cross	8HA2003F	Prestolite Cross	110-253
Prestolite Cross	110-159	Prestolite Cross	8HA2005F



<b>Prestolite</b>		<b>3675142D</b>					
ReCon	Volt	Grnd.	Amp	Type	Bat.	Ign.	Rel
367514400RX	12 V	N	37A	HA	1/4"	#10	#10
367514500RX	12 V	N	51A	HA	1/4"	#10	#10

**Note:** Product does not include fan. Do not return fan with core.

## Refrigeration Application

Applications:

Industrial	Carrier Truck Refrigerating Units
Industrial	ThermoKing Truck Refrigerating Units

Cross Reference	367514400RX	Cross Reference	367514500RX
Delco Remy Cross	19020544	Delco Remy Cross	19020510
Dixie Cross	A-9209	Dixie Cross	A-9209
Thermo King Cross	44-6266	Thermo King Cross	44-6257
Prestolite Cross	110-303	Prestolite Cross	110-303
Prestolite Cross	8HA2008F	Prestolite Cross	8HA2009K
Prestolite Cross		Prestolite Cross	110-304

# ReCon® Alternators




<b>Motorcraft (Blue Black)</b>							3604675D
ReCon	Volt	Grnd.	Amp	Type	Bat.	Ign.	Rel
360467500RX	12 V	N	90A	B/Bk	1/4"	-	#10

**Note:** Product does not include fan. Do not return fan with core.

Applications:

Automotive Mid-Range Trucking

Cross Reference	360467500RX
Delco Remy Cross	10459364
Dixie Cross	A-219
MotorCraft Cross	GL94B



<b>Bosch</b>							<b>No Core</b>	
ReCon	Volt	Grnd.	Amp	Type	Bat.	Ign.	Rel	
367527000NW	12 V	N	65A	K-1	M8	M5	B/T	
367527500NW	24 V	N	45A	K-1	M8	M5	B/T	
495130200NW	12 V	N	95A	K-1	1/4	10-24	10-24	
495130300NW	12 V	N	160A	LH	5/16	10-24	10-24	

Applications:

Industrial	Case Crawler Dozers and Loaders
Industrial	Case Forklifts
Industrial	Case Loader Backhoes
Industrial	Case Skid Steer Loaders
Industrial	Case Trenchers
Industrial	Case Wheel Loaders
Industrial	John Deere Equipment
Industrial	Komatsu Equipment


Cross Reference	495130300NW
Bosch Cross	AL9961LH

Cross Reference	495130200NW
Bosch Cross	0-120-484-011

Cross Reference	367527000NW
Cummins New	3921009
Delco Remy Cross	321-1371
Bosch Cross	AL9959X
Bosch Cross	B-120-402-273
Bosch Cross	0-120-488-205
Bosch Cross	0-120-488-293
Bosch Cross	0-120-489-475
Bosch Cross	9-120-060-040
Bosch Cross	0-120-488-205
Wilson Cross	90-15-6170
Dixie Cross	A-6185

Cross Reference	367527500NW
Cummins New	3284392
Bosch Cross	AL9940X
Bosch Cross	0-120-488-206
Bosch Cross	0-120-488-294
Bosch Cross	9-120-060-039
Bosch Cross	0-120-489-481
Bosch Cross	0-120-488-206
Wilson Cross	90-15-6237
Komatsu Cross	6731-81-6150
Komatsu Cross	20Y-01-A1130
John Deere Cross	TY6774
Prestolite Cross	20130211

# ReCon® Starters



Applications:

<b>28MT Series</b>						<b>3604648D</b>	
ReCon	Volt	Rotation	Drive	Clutch App	SAE	Mt.	
360464800RX	12 V	CW	10T	Dry	1	.41	
360465400RX	12 V	CW	10T	Wet	1	.41	
367513000RX	12 V	CW	10T	Dry	1	.41	
367517200RX	12 V	CW	10T	Dry	1	.41	
367517300RX	12 V	CW	10T	Dry	1	.41	
360467700RX	24 V	CW	10T	Wet	1	.41	
367520400RX	24 V	CW	10T	Dry	1	.41	
367520700RX	24 V	CW	10T	Dry	1	.41	

Industrial	Allis-Chalmers Crawlers and Loaders
Industrial	Allis-Chalmers Loaders and Back Hoes
Industrial	Allis-Chalmers Power Units
Industrial	BobCat Skid Steer and Wheel Loaders
Industrial	Cummins B Series Engines
Industrial	Dresser Loaders (Crawler Type)
Industrial	Dresser Loaders (Wheel Type)
Industrial	Ottawa Yard Tractor
Industrial	TimberJack Forestry Equipment
Agriculture	White Tractors
Industrial	Champion Motor Graders
Agriculture	Case Windrowers
Industrial	Hyster Lift Trucks
Industrial	Hyster Straddle Trucks
Agriculture	International Harvester Windrowers
Agriculture	Massey-Ferguson Tractors
Industrial	Massey-Ferguson Tractors
Industrial	Oliver Tractors
Industrial	Towmotor
Industrial	Waukesha
Industrial	Samsung Excavators
Industrial	Volvo Excavators

Cross Reference	360464800RX
Dixie Cross	TS-1578
Delco Remy Cross	10465026

Cross Reference	360465400RX
Dixie Cross	TS-1621
Delco Remy Cross	10465211

Cross Reference	367513000RX
Dixie Cross	TS-1648
Delco Remy Cross	10461483

Cross Reference	367517200RX
Cummins New	395758700
Dixie Cross	TS-1572
Delco Remy Cross	10461450
Presolite Cross	35259630
Denso Cross	228000-4662

Cross Reference	367517300RX
Dixie Cross	TS-1626
Delco Remy Cross	10465150
Presolite Cross	35259550


Cross Reference	360467700RX
Cummins New	391837800
Dixie Cross	TS-1622
Delco Remy Cross	10479623

Cross Reference	367520400RX
Cummins New	391837700
Dixie Cross	TS-1602
Delco Remy Cross	1113277
Presolite Cross	35261185
Lester Cross	6574
Wilson Cross	91-01-4361

Cross Reference	367520700RX
Cummins New	328575000
Dixie Cross	TS-1660



# ReCon® Starters



**Note:** Do not confuse 37MT and 42MT starters. The 37MT starter is approx. 15 3/4" long. The 42MT is approx. 18 1/8" long. Sealed for wet clutch applications.

## 37MT Series

ReCon	Volt	Rotation	Drive	Note	SAE	Mt.
360448300RX	12 V	CW	12T	-	3	.53
360467300RX	12 V	CW	10T	O/SET	3	.66
367511500RX	12 V	CW	10T	O/SET	1	.41
367516400RX	12 V	CW	10T	-	1	.41
367516600RX	12 V	CW	10T	OCP	1	.41
367516700RX	12 V	CW	10T	-	1	.41
367519000RX	12 V	CW	12T	INS	3	.53
367526800RX	12 V	CW	10T	OCP O/SET	3	.66
367511600RX	24 V	CW	10T	O/SET	1	.41
367511700RX	24 V	CW	12T	-	3	.53

3604483D

### Applications:

Industrial	Champion Motor Graders
Industrial	Cummins C Series
Industrial	Cummins V Series
Agriculture	Massey-Ferguson Combines
Agriculture	White Tractors
Agriculture	New Holland Combines
Industrial	Dresser Loaders (Crawler Type)
Industrial	Dresser Loaders (Wheel Type)
Industrial	Clark Lift Trucks
Industrial	Clark Tow Tractors and Industrial Trucks
Industrial	Clark Tractor Shovels
Agriculture	International Harvester Tractors
Industrial	Case Excavators
Industrial	Case Wheel Loaders
Industrial	Samsung Excavators
Bus	International, Bluebird, Thomas Built

Cross Reference	360448300RX
Cummins New	304300700
Dixie Cross	TS-1539
Delco Remy Cross	10461008
Presolite Cross	35261050
Lester Cross	6380
Wilson Cross	91-01-4285

Cross Reference	360467300RX
Dixie Cross	TS-1561

Cross Reference	367511500RX
Cummins New	396528100
Dixie Cross	TS-1564
Delco Remy Cross	19026031

Cross Reference	367516400RX
Dixie Cross	TS-1534
Delco Remy Cross	10461003
Presolite Cross	M105R2511SE

Cross Reference	367516600RX
Dixie Cross	TS-1608
Delco Remy Cross	10461084

Cross Reference	367516700RX
Dixie Cross	TS-1670
Delco Remy Cross	10461152
Presolite Cross	35260830

Cross Reference	367511600RX
Cummins New	396528200
Dixie Cross	TS-1558
Delco Remy Cross	19026032
Presolite Cross	M105R3510SE

Cross Reference	367526800RX
Dixie Cross	TS-1698
Delco Remy Cross	1993866

Cross Reference	367519000RX
Dixie Cross	TS-1606
Delco Remy Cross	10461170
Presolite Cross	35259830

Cross Reference	367511700RX
Dixie Cross	TS-1545
Delco Remy Cross	10461016

# ReCon® Starters



<b>38MT Series</b>						3965283D	
ReCon	Volt	Rotation	Drive	Note	SAE	Mt.	
396528100RX	12 V	CW	10T	-	1	.41	
396528300RX	12 V	CW	12T	-	3	.53	
396528200RX	24 V	CW	12T	-	1	.41	
396528400RX	24 V	CW	12T	-	1	.53	

Sealed for wet clutch applications.

## Applications:

Automotive Heavy Duty On Highway Trucks	Cross Reference	396528200RX
School Bus International and MR applications	Dixie Cross	TS-1756
Automotive Various off-highway applications	Cross Reference	396528400RX
	Dixie Cross	TS-1757
Cross Reference	396528100RX	Cross Reference
Dixie Cross	TS-1754	396528300RX
		Dixie Cross
		TS-1755

**Note:** On Delco Remy Series 37MT, 38MT, 39MT, 40 MT and 42MT models, some original starter applications use 1/2" mounting holes. It is acceptable to use 5/8" mounting provided a hardened grade 8 steel flat washer is placed on the bolt and the bolt is torqued to the proper tightness.

# ReCon® Starters



<b>39MT Series</b>							3675281D
ReCon	Volt	Rotation	Drive	Note	SAE	Mt.	
367528100RX	12 V	CW	11T	-	3	.66	
367528200RX	24 V	CW	11T	-	3	.66	
367529300RX	12 V	CW	11T	-	3	.66	
367529400RX	24 V	CW	11T	-	3	.66	
367529500RX	12 V	CW	12T	-	3	.53	
367529600RX	24 V	CW	12T	-	3	.53	
367529700RX	24 V	CW	12T	-	3	.53	
367529800RX	12 V	CW	12T	-	3	.53	

Sealed for wet clutch applications.


Applications:

Automotive Heavy Duty On Highway Trucks	Cross Reference	367528100RX
School Bus International, Bluebird, Thomasbilt	Cummins New	287125400
Automotive Various off-highway applications	Dixie Cross	TS-1743
	Delco Remy Cross	8200040
Cross Reference	367529800RX	Cross Reference
Cummins New	525641200	Cummins New
Dixie Cross	TS-1750	Dixie Cross
Delco Remy Cross	19011513	Delco Remy Cross
Cross Reference	367529700RX	Cross Reference
Cummins New	525641600	Cummins New
Dixie Cross	TS-1749	Cummins New
Delco Remy Cross	19011512	Cummins New
Prestolite Cross	M105R3505SE	Dixie Cross
Cross Reference	367529500RX	Delco Remy Cross
Cummins New	525641000	Delco Remy Cross
Dixie Cross	TS-1747	
Cross Reference	367529600RX	Cross Reference
Cummins New	525641400	Cummins New
		Dixie Cross
		Delco Remy Cross
		Cross Reference
		Cummins New
		Dixie Cross
		Delco Remy Cross

## IMS Switches

ReCon	Description	Note	Delco Remy Cross
495131500NW	IMS Switch for 39MT 24V	No Core	10511415
495131600NW	IMS Switch for 39MT 12V	No Core	10511416
495131700NW	IMS Switch for 38MT 24V	No Core	10511417
495131800NW	IMS Switch for 38MT 12V	No Core	10511418

# ReCon® Starters



## 40MT Series

ReCon	Volt	Rotation	Drive	Note	SAE	Mt.
360386300RX	12 V	CW	11T	-	3	.66
360386400RX	12 V	CW	12T	-	3	.66
360468600RX	12 V	CW	11T	OCP H/Envir.	3	.66
360386200RX	24 V	CW	11T	-	3	.66
360423300RX	24 V	CW	12T	-	3	.66

3603862D

Applications:

Sealed for wet clutch applications.

Industrial	Adams Graders
Industrial	Allis-Chalmers Power Units
Industrial	Austin Wester Cranes
Industrial	Austin Wester Graders
Industrial	Avco (New Idea Div.)
Industrial	Case Cranes
Industrial	Case Shovels
Industrial	Champion Motor Graders
Industrial	Clark Graders
Industrial	Clark Lift Trucks
Industrial	Clark Tractor Shovels (Wheel Loaders)
Industrial	Cummins 855 Series
Industrial	Cummins L10 Series
Industrial	Cummins V Series
Industrial	Drott Manufacturing Cranes
Industrial	Drott Manufacturing Crawlers
Industrial	Euclid Scrapers
Industrial	Euclid Tractors
Industrial	Euclid Trucks/ Wagons
Agriculture	Gleaner Combines
Industrial	Grove Manufacturing Cranes
Industrial	Hyster Lift Trucks
Industrial	Hyster Miscellaneous Equipment
Industrial	Hyster Straddle Trucks
Agriculture	International Harvester Tractors
Industrial	International Harvester Payloaders
Industrial	International Harvester Paymovers
Industrial	International Harvester Power Units
Agriculture	John Deere Balers
Agriculture	John Deere Tractors
Industrial	John Deere Engines

Industrial	Letourneau-Westinghouse Graders
Industrial	Letourneau-Westinghouse Off-Highway
Agriculture	Massey Ferguson Tractors
Agriculture	New Holland Forage Harvesters
Industrial	Steiger Tractors
Industrial	Terex Division GMC Engines
Industrial	Terex Division GMC Scrapers
Industrial	Terex Division GMC Tractors
Industrial	Versatile Tractors
Industrial	Wabco Graders
Industrial	Waukesha

Cross Reference	360386300RX
Dixie Cross	S-1107
Delco Remy Cross	10461045

Cross Reference	360386400RX
Dixie Cross	S-1132

Cross Reference	360386200RX
Dixie Cross	S-1083
Delco Remy Cross	10461047

Cross Reference	360423300RX
Dixie Cross	S-1139
Delco Remy Cross	10461107

# ReCon® Starters



41MT Series					3675118D	
ReCon	Volt	Rotation	Drive	Note	SAE	Mt.
367520800RX	12 V	CW	12T	-	3	0.53
367520900RX	24 V	CW	12T	-	3	0.53
367519700RX	24 V	CW	12T	OCP	3	0.53

Sealed for wet clutch applications.

## Applications:

Industrial	Atlas-Copco Compressors
Industrial	Caterpillar Wheel Loaders
School Bus	Bluebird, International, Ford, etc
Industrial	Cummins ISC, ISL, and ISM
Industrial	New Holland Ag
Agriculture	John Deere Tractors
Industrial	John Deere Engines


Cross Reference	367520800RX
Cummins New	396528300
Dixie Cross	TS-1651
Delco Remy Cross	19026029
Prestolite Cross	M105R2002SE

Cross Reference	367520900RX
Cummins New	396528400
Dixie Cross	TS-1655
Delco Remy Cross	19026030
Prestolite Cross	M105R3503SE

**Note:** On Delco Remy Series 37MT, 38MT, 39MT, 40 MT and 42MT models, some original starter applications use 1/2" mounting holes. It is acceptable to use 5/8" mounting provided a hardened grade 8 steel flat washer is placed on the bolt and the bolt is torqued to the proper tightness.

Cross Reference	367519700RX
Cummins New	396528400
Dixie Cross	TS-1737
Delco Remy Cross	10461528

# ReCon® Starters



42MT Series					3604235D	
ReCon	Volt	Rotation	Drive	Note	SAE	Mt.
360432200RX	12 V	CW	11T	-	3	.66
360432300RX	12 V	CW	12T	-	3	.66
360466500RX	12 V	CW	11T	OCP	3	.66
367512800RX	12 V	CW	12T	45 DE OCP	3	.66
367517700RX	12 V	CW	11T	"J" DE Hsg.	3	.66
367518900RX	12 V	CW	12T	OCP IMS	3	.53
360432100RX	24 V	CW	11T	-	3	.66
360448400RX	24 V	CW	12T	-	3	.66
367512000RX	24 V	CW	12T	-	3	.53


**Applications:**

Industrial	Adams Graders
Industrial	Allis-Chalmers Power Units
Industrial	Austin Western Cranes
Industrial	Case Tractors/Cranes/Shovels
Industrial	Champion Motor Graders
Industrial	Clark Graders/ Lift Trucks/ Shovels
Industrial	Cummins 855/ L10/ N/ V Series
Industrial	Drott Cranes/Crawlers/Shovels
Ind./ Ag.	Euclid Scrapers/ Tractors/ Trucks/
Industrial	Grove Manufacturing Cranes
Industrial	Hyster Lift Trucks/ Misc. Equipment
Agriculture	International Harvester Tractors
Industrial	International Harvester Payloaders/
Industrial	International Harvester Power Units
Agriculture	John Deere Balers/ Tractors/ Harvester
Industrial	Letourneau-Westinghouse Graders
Industrial	Letourneau-Westinghouse Off-Highway
Agriculture	Massey Ferguson Tractors
Agriculture	New Holland Forage Harvesters
Industrial	Steiger Tractors
Industrial	Terex Division GMC Engines
Industrial	Terex Division GMC Tractors/ Scrapers
Industrial	Timberjack Forestry Equipment
Industrial	Towmotor Corporation
Industrial	Versatile Tractors
Industrial	Wabco Graders
Industrial	Waukesha
Agriculture	White Tractors
Cross Reference	367512000RX
Delco Remy Cross	19011511
Dixie Cross	TS-1688

Cross Reference	360432200RX
Dixie Cross	TS-1501
Delco Remy Cross	10461033
Cross Reference	360432300RX
Cummins New	393805100
Dixie Cross	TS-1500
Delco Remy Cross	10461022
Cross Reference	360466500RX
Dixie Cross	TS-1512
Delco Remy Cross	10461028
Cross Reference	367512800RX
Dixie Cross	TS-1605
Delco Remy Cross	10479021
Cross Reference	367517700RX
Dixie Cross	TS-1603
Delco Remy Cross	10461042
Prestolite Cross	MS2-504
Cross Reference	367518900RX
Cummins New	287125500
Delco Remy Cross	8200033
Prestolite Cross	M125R2001SEP
Denso Cross	428000-4420
Cross Reference	360448400RX
Dixie Cross	TS-1502
Delco Remy Cross	10461025
Cross Reference	360432100RX
Cummins New	325586800
Delco Remy Cross	10478998
Prestolite Cross	M105R3502SE
Dixie Cross	TS-1503



# ReCon® Starters



## 50MT Series

3603866D

ReCon	Volt	Rotation	Drive	Note	SAE	Mt.
360386800RX	24 V	CW	11T	-	3	.66
360465800RX	24 V	CW	11T	-	3	.66
360468700RX	24 V	CW	11T	-	3	.66
360469000RX	24 V	CW	11T	-	3	.66
360468900RX	32 V	CW	11T	-	3	.66

Sealed for wet clutch applications.


### Applications:

Industrial	Allis-Chalmers Crawlers and Loaders	Cross Reference	360386800RX
Industrial	Allis-Chalmers Rough Terrain Vehicles	Cummins New	363227100
Industrial	Allis-Chalmers Scrapers	Delco Remy CrossCross	10479339
Industrial	Case Tractors/ Excavators	Dixie Cross	TS-1061
Industrial	Caterpillar Compactors and Excavators	Prestolite Cross	MS7-302C
Industrial	Caterpillar Off Highway Trucks/ Haulers		
Industrial	Caterpillar Track Loaders/ Dozers	Cross Reference	360465800RX
Industrial	Caterpillar Wheel Loaders	Dixie Cross	TS-1452
Industrial	Caterpillar PipeLayers and Scrapers	Delco Remy Cross	10455855
Industrial	Caterpillar Track-Type Tractors		
Agriculture	Caterpillar Tractors		
Industrial	Clark Tractor-Dozers and Scrapers/		
Industrial	Cummins K Series Engines		
Industrial	Cummins N Series Engines		
Industrial	Dresser Loaders (Wheel Type)	Cross Reference	360468700RX
Industrial	Drott Manufacturing Crawlers	Cummins New	363681900
Industrial	Euclid Scrapers/ Tractors/ Wagons	Dixie Cross	TS-1586
Industrial	Fiatt-Allis Crawlers/ Dozers/ Tractors	Delco Remy Cross	8200207
Industrial	Fiatt-Allis Excavators and Scrapers		
Agriculture	International Harvester Paydozers		
Industrial	International Harvester Power Units		
Industrial	John Deere Loaders (Wheel Type)	Cross Reference	360469000RX
Industrial	John Deere Power Units	Cummins New	490678400
Industrial	Letourneau-Westinghouse Off-Highway	Delco Remy Cross	10479368
Industrial	Letourneau-Westinghouse Tournapuls		
Industrial	Murphy Diesel Stationary and Marine		
Industrial	Steiger Tractors		
Industrial	Terex Division GMC Crawlers/ Tractors		
Industrial	Terex Division GMC Haulers/ Scrapers	Cross Reference	360468900RX
Industrial	Wabco Haulpack Trucks/ Scrapers	Cummins New	301249900
Industrial	Waukesha	Dixie Cross	TS-1268

**Note:** On Delco Remy Series 37MT, 38MT, 39MT, 40 MT and 42MT models, some original starter applications use 1/2" mounting holes. It is acceptable to use 5/8" mounting provided a hardened grade 8 steel flat washer is placed on the bolt and the bolt is torqued to the proper tightness.




# ReCon® Starters



<b>Denso</b>		<b>3675150D</b>			
ReCon	Volt	Rotation	Drive	Clutch	Appl.
367515000RX	1.4kW	12V	15T	Dry	

### Refrigeration Applications

Cross Reference	367515000RX
Denso Cross	9712809-072



<b>Denso</b>		<b>36751530D</b>			
ReCon	Volt	Rotation	Drive	Clutch	Appl.
367515300RX	1.4kW	12V	11T	Dry	

### Refrigeration Applications


Cross Reference	367515300RX
Denso Cross	9722809-107



<b>Denso</b>		<b>3675205D</b>			
ReCon	Volt	Rotation	Drive	Clutch	Appl.
367520500RX	1.4kW	12V	15T	Dry	

### Refrigeration Applications

Cross Reference	367520500RX
Denso Cross	028000-5730




<b>Denso</b>		<b>3675206D</b>			
ReCon	Volt	Rotation	Drive	Clutch	Appl.
367520600RX	1.4kW	12V	9T	Dry	

### Refrigeration Applications

Cross Reference	367520600RX
Denso Cross	128000-4900


# ReCon® Starters



<b>Denso</b>		<b>3675151D</b>		
ReCon	Volt	Rotation	Drive	Clutch Appl.
367515100RX	2.0kW	12 V	9T	Dry

### Refrigeration Applications


Cross Reference	367515100RX
Denso Cross	128000-0570



<b>Denso</b>		<b>3675152D</b>		
ReCon	Volt	Rotation	Drive	Clutch Appl.
367515200RX	2.0kW	12 V	9T	Dry

### Refrigeration Applications

Cross Reference	367515200RX
Denso Cross	128000-0960



<b>Hitachi</b>		<b>3675148D</b>		
ReCon	Volt	Rotation	Drive	
367514800RX	2.0kW	12 V	9T	

### Refrigeration Applications


Cross Reference	367514800RX
Hitachi Cross	S13-89
Dixie Cross	S-8315
Delco Remy Cross	10465438



<b>Hitachi</b>		<b>3675149D</b>		
ReCon	Volt	Rotation	Drive	
367514900RX	2.0kW	12 V	9T	

Cross Reference	367514900RX
Hitachi Cross	S13-84
Dixie Cross	S-8309
Delco Remy Cross	10465437

# ReCon® Starters



**Automotive Applications**

<b>Denso</b>						3604485D
ReCon	Volt	Rotation	Drive	Clutch	Appl.	
367515400NW	2.7kW	12 V	13T	Wet		
396443200NW*	2.5kW	12 V	13T	Wet	No Core	
367528700NW*	2.5kW	12 V	13T	Wet	No Core	
367528500NW*	2.7kW	12 V	13T	Wet	No Core	
395759200NW	24 V	CW	10T	-	No Core	
396442800NW	12 V	CW	13T	-	No Core	


\*Includes Ground Stud.

Cross Reference	395759200NW
Denso Cross	228000-0633

Cross Reference	367515400NW
Denso Cross	228000-0620

Cross Reference	396442800NW
Cummins New	396442800
Denso Cross	428000-1860


Cross Reference	396443200NW
Cummins New	396443200
Denso Cross	428000-1870



**Automotive Applications**

<b>Denso</b>						
ReCon	Volt	Rotation	Drive	Clutch	Appl.	
360468400NW	2.7kW	12 V	13T	Dry w/B+ ter.	No Core	

Cross Reference	360468400NW
Cummins New	393588800
Denso Cross	9722809-229




**Automotive Applications**

<b>Denso</b>						3604484D
ReCon	Volt	Rotation	Drive	Clutch	Appl.	
360448600RX	3.0kW	12 V	13T	Dry		


Cross Reference	360448600RX
Cummins New	395758800
Denso Cross	128000-4222
Delco Remy Cross	1046529
Dixie Cross	S-80146

# ReCon<sup>®</sup> Starters



**Automotive Applications**

<b>Denso</b>					3604630D
ReCon	Volt	Rotation	Drive	Clutch	Appl.
360463000RX	3.0kW	12 V	13T	Dry	
<b>Cross Reference</b>					360463000RX
Cummins New					393589000
Denso Cross					128000-4910
Delco Remy Cross					10465535
Dixie Cross					S-8244



**Automotive Applications**

<b>Denso</b>					3675245D
ReCon	Volt	Rotation	Drive	Clutch	Appl.
367528800NW	4.0kW	12 V	10T	Wet	
367524600RX	4.0kW	12 V	10T	Wet	
367529000NW	7.5kW	24 V	10T	Wet	


**No Cross Reference Available**

# ReCon® Starters



**Automotive Applications**


<b>Denso</b>					3675248D
ReCon	Volt	Rotation	Drive	Clutch	Appl.
367524800RX	4.5kW	24 V	10T	Wet	
Cross Reference					367524800RX
Cummins New					395759200
Denso Cross					228000-0633



**Automotive Applications**

<b>Denso</b>					
ReCon	Volt	Rotation	Drive	Clutch	Appl.
367529100NW	5.5kW	24 V	10T	Wet	No Core

**No Cross Reference Available**



**Automotive Applications**

<b>Denso</b>					
ReCon	Volt	Rotation	Drive	Clutch	Appl.
367529200NW	4.5kW	24 V	10T	Wet	No Core

**No Cross Reference Available**

# ReCon® Parallel Switches




		3603871D
ReCon	Volt	Description
360387100RX	12/24 V	3 Collar
Cross Reference		360387100RX
Dixie Cross		SD-15



		3603872D
ReCon	Volt	Description
360387200RX	12.24V	2 Collar
Cross Reference		360387200RX
Dixie Cross		SD-14

# ReCon® Prelub Starters



<b>Prelub Starters 50MT</b>						3652555D	
ReCon	Volt	Rotation	Drive	Note	SAE	Mt.	
360386800PL	24 V	CW	11T	-	3	.66	
360465800PL	24 V	CW	11T	(CAT)	3	.66	
367519500PL	24 V	CW	11T	QSKV (LH)	3	.66	
367519800PL	24 V	CW	11T	QSKV (RH)	3	.66	
367519900PL	32 V	CW	11T	(Locomotive)	3	.66	

**Note:** Sealed for wet clutch applications.

Cross Reference	360386800PL	Cross Reference	360465800PL
Cummins New	3084198	Komatsu Cross	PSTR1026
Cummins New	3093137	Prelub Cross	100209
Cummins New	3628757	Prelub Cross	100261
Cummins New	3628997	Cross Reference	367519500PL
Delco Remy Cross	10478899	Cummins New	3171100
Komatsu Cross	6216-84-6630	Prelub Cross	100328
Komatsu Cross	PSTR1017	Prelub Cross	100457
Komatsu Cross	RAK3389	Cross Reference	367519800PL
Prelub Cross	100208	Cummins New	3410641
Prelub Cross	100234	Prelub Cross	100329
Prelub Cross	100236	Prelub Cross	100458
Prelub Cross	100237	Cross Reference	367519900PL
Prelub Cross	100246	Cummins New	3629866
Prelub Cross	100372	Prelub Cross	100304



<b>Prelub Starters 42MT</b>						3652556D	
ReCon	Volt	Rotation	Drive	Note	SAE	Mt.	
360432200PL	12 V	CW	11T	-	3	.66	
360432100PL	24 V	CW	11T	-	3	.66	
360448400PL	24 V	CW	12T	-	3	.66	

**Note:** Sealed for wet clutch applications.

Cross Reference	360432200PL	Cross Reference	360432100PL
Komatsu Cross	PSTR1012	Cummins New	3094371
Prelub Cross	100271	Komatsu Cross	PSTR1015
Prelub Cross	100285	Prelub Cross	100211
Prelub Cross	100291	Prelub Cross	100249
Cross Reference	360448400PL	Prelub Cross	100323
Komatsu Cross	PSTR1016		
Prelub Cross	100212		
Prelub Cross	100250		



# ReCon® Prelub Remote Pumps



<b>Prelub Remote Pump 40MT</b>			<b>3652546D</b>
ReCon	Volt	Rotation	
365254600PL	12/24 V	CW	

**Note:** Service replacement only for older-style remote applications

Cross Reference	365254600PL
Komatsu Cross	PSTKIT001
Prelub Cross	100210



<b>Prelub Remote Pump 41MT</b>			<b>3675250D</b>
ReCon	Volt	Rotation	
36752500PL	12/24 V	CW	


Cross Reference	367525000PL
Cummins New	3628965
Delco Remy Cross	10479032
Delco Remy Cross	10479033
Komatsu Cross	PSTKIT010
Prelub Cross	100238
Prelub Cross	100352

# ReCon® Prelub Kits and Service Parts



## Prelub Remote Electrical Kits

ReCon	Volt	Notes	New Part #
365255200PL	24 V	Integral	3804558
367512900PL	12 V	Integral	N/A



## Prelub Remote Electrical Kits


ReCon	Volt	Notes	New Part #
367526400PL	12 V	Remote (B and C Applications)	N/A
365255300PL	24 V	For 367525000PL Remote Pump	3804559
	24 V	For 367524600PL Remote Pump	3804459
367512200PL*	12 V	For 365854600PL Remote Pump	N/A

\*Service replacement only for older-style remote applications



## Prelub Plumbing Kits

ReCon	Application	New Part #
365254700PL	K38-K50	3803788
365254800PL	V28	3804564
365254900PL	N14	N/A
365255000PL	L10-M11	N/A
365255100PL	K19	3804563
367526200PL	6B Ind/Marine	N/A
367526300PL	6C Ind/Marine	N/A
367526500PL	QSK19	N/A
N/A	QST30 (New)	3094921



## Prelub Service Parts

ReCon	Application	New Part #
365255400PL	Sensor Oil Pressure 4 PSI	3084200
365272100PL	Sensor Oil Pressure 2.5 PSI	3628760
365256100PL	Timer 24V Automatic w/SOL	3628971
367512300PL	Timer 12V Automatic w/SOL	N/A
367512400PL	Check Valve 1/2" Male to Female	3628751
367512500PL	Adapter 1 1/2" to 1" Thread	N/A

# ReCon® Prelub Application Guide

Cummins Engine		Integral System			Remote System		
Model	Volt	Starter	Elec. Kit	Pibg. Kit	Pump	Elec. Kit	Pibg. Kit
N14	24V	360432100PL	365255200PL	365254900PL	367525000PL	380455900*	365254900PL
N14	12V	360432200PL	367512900PL	365254900PL	367525000PL	367526400PL	365254900PL
L10/M11	24V	360432100PL	365255200PL	365255000PL	367525000PL	380455900*	365255000PL
L10/M11	12V	360432200PL	367512900PL	365255000PL	367525000PL	367526400PL	365255000PL
V28	24V	360386800PL	365255200PL	365254800PL	367525000PL	380455900*	365254800PL
K19	24V	360386800PL	365255200PL	365255100PL	367525000PL	380455900*	365255100PL
QSK19	24V	360386800PL	365255200PL	367526500PL	367525000PL	380455900*	367526500PL
QSKV45/60 RH	24V	367519500PL	365255200PL	N/A	N/A	N/A	N/A
QSKV45/60 LH	24V	367519800PL	365255200PL	N/A	N/A	N/A	N/A
QST30	24V	360386800PL	365255200PL	309492100 <sup>1</sup>	367525000PL	380455900*	309492100 <sup>1</sup>
K38/K50	24V	360386800PL	365255200PL	365254700PL	367525000PL	380455900*	367254700PL
KTA50 Spec	32V	367519900PL	N/A	N/A	N/A	N/A	N/A
Various	24V	360448400PL	367512900PL	N/A	367525000PL	380455900*	N/A
ISX/QSX	24V	N/A	N/A	N/A	495131000PL	495131100PL	495131200PL

<sup>1</sup>309492100 Plumbing Kit – new only

<sup>2</sup>380455900 Electric Kit – new only

Cummins MidRange		Integral System			Remote System		
Model	Volt	Starter	Elec. Kit	Pibg. Kit	Pump	Elec. Kit	Pibg. Kit
C - Ind. & Marine	24V	N/A	N/A	N/A	367525000PL	3804559*	367526300PL
C - Ind. & Marine	12V	N/A	N/A	N/A	367525000PL	367526400PL	367526300PL
B - Ind. & Marine	24V	N/A	N/A	N/A	367525000PL	3804559*	367526200PL
B - Ind. & Marine	12V	N/A	N/A	N/A	367525000PL	367526400PL	367526200PL
B Series 12 Volt with Evac	12V	N/A	N/A	N/A	495130500PL	495130600PL	495130700PL
B Series 24 Volt with Evac	24V	N/A	N/A	N/A	495130800PL	495130900PL	495130700PL

\*3804559 Electric Kit – new only

Cat or Detroit		Integral System			Remote System		
Model	Volt	Starter	Elec. Kit	Pibg. Kit	Pump	Elec. Kit	Pibg. Kit
Cat	24V	360465800PL	365255200PL	N/A	367525000PL	3804559*	N/A
Cat or DD	24V	360386800PL	365255200PL	N/A	367525000PL	3804559*	N/A
Cat or DD	24V	360448400PL	365255200PL	N/A	367525000PL	3804559*	N/A

\*3804559 Electric Kit – new only

## Integral Starter Pump Information

OEM	Volt	Starter	Model	Rotation	Teeth	Description
CU CAT DD	24V	3604321-PL	42MT	CW	11T	Short DE Hsg. SAE 3
CU CAT DD	12V	3604322-PL	42MT	CW	11T	Short DE Hsg. SAE 3
CU CAT DD	24V	3604484-PL	42MT	CW	12T	Short DE Hsg. SAE 3
CU CAT DD	24V	3603868-PL	50MT	CW	11T	Short DE Hsg. SAE 3
CU CAT DD	24V	3604658-PL	50MT	CW	11T	Short DE Hsg. SAE 1
CU (LH)	24V	3675195-PL	50MT	CW	11T	Skewed DE Hsg. SAE 3
CU (RH)	24V	3675198-PL	50MT	CW	11T	Skewed DE Hsg. SAE 3
CU	32V	3675199-PL	50MT	CW	11T	Short DE Hsg. SAE 3

## Misc. Service Replacement Parts

Part #	Description	New Part #
3652554-PL	Sensor, Oil Pressure 4 psi	3084200
3652721-PL	Sensor, Oil Pressure 2.5 psi	3628750
3652561-PL	Timer, 24V Automatic w/SOL	3628971
3675123-PL	Timer, 12V Automatic w/SOL	N/A
3675124-PL	Check Valve, 1/2" Male to Female	3628751
3675125-PL	Adapter, 1 1/2" to 1" Thread	N/A
3675122-PL	Elec Kit, 12V for 3652546-PL – Service Only	N/A
3652546-PL	Pump, Remote 12/24V – Service Only	N/A

# ReCon® Prelub Application Guide

Cummins Engine		Integral System			Remote System		
Model	Volt	Starter Kit	Elec. Kit	Plbg. Kit	Pump Kit	Elec. Kit	Plbg. Kit
K19	24V	3803786	Inc.	Inc.	3803789	Inc.	Inc.
K38/K50	24V	3803782	Inc.	Inc.	3803784	Inc.	Inc.
QSK19	24V	3800663	Inc.	Inc.	N/A	N/A	N/A
V28	24V	3803791	Inc.	Inc.	3803793	Inc.	Inc.

Cummins Engine	Integral Starter	
Model	Volt	Starter Only
L10/M11	24V	3094371
N14	24V	3094371
QSK19	24V	3628997
QSKV45/60 LH	24V	3171100
QSKV45/60 RH	24V	3410641
KTA50 (SPEC.)	32V	3629866

Cummins Engine	Remote Pump	
Model	Volt	Starter Only
Pump, Ser.	12/24V	3628965

## Integral Starter Pump Information

Application	Volt	Part #	Teeth	Description
CU CAT DD	24V	3094371	11T	Short DE Hsg. SAE 3
CU CAT DD	24V	3084198	11T	Short DE Hsg. SAE 3
QSKV45/60 LH	24V	3171100	11T	DE Hsg. SAE 3 Skewed
QSKV45/60 RH	24V	3410641	11T	DE Hsg. SAE 3 Skewed
CU	32V	3629866	11T	Short DE Hsg. SAE 3

## Misc. Service Replacement Parts

Part #	Description
3171350	Sensor, Oil Pressure 2.5 psi M14 Thread
3628750	Sensor, Oil Pressure 2.5 psi 1/8" NPT
3084200	Sensor, Oil Pressure 4 psi 1/8" NPT – K19
3094400	Sensor, Oil Pressure 4 psi M14 Thread – QST30
3347747	Sensor, Oil Pressure 4 psi 9/16"x18" NPT ST "O" Ring – QSK19
3084202	Check Valve, 1/2" Male to Female
3628971	Timer, 24V Automatic w/SOL
3803788	Plumbing Kit K38/K50
3804564	Plumbing Kit V28
3804563	Plumbing Kit K19
3804558	Elec. Kit 24V Integral
3804559	Elec. Kit 24V Remote

# Alternator Cross Reference

Cummins New	ReCon	Delco Remy	Prestolite	Dixie	Bosch	Lester	Denso	Wilson	Komatsu
0204559	N/A	1117647	N/A	N/A	N/A	N/A	N/A	N/A	N/A
0213299	3604659RX	1105465	A0012400JB	N/A	N/A	N/A	N/A	N/A	N/A
0213807	3675126RX	1117619	A0012303JB	A-9223	N/A	7465	N/A	90-05-9167	N/A
3015516	N/A	N/A	A0012303JB	N/A	N/A	N/A	N/A	N/A	N/A
3016627	3675126RX	1117631	A0012303JB	A-1117	N/A	7467	N/A	90-05-9167	N/A
3016628	3604473RX	1117628	A0012300JC	A-1118	N/A	7266	N/A	90-04-7020	N/A
3078115	3675108RX	19010023	8LHA3071P	A-1475	AL954X	7202	N/A	90013100	683594C91
3078116	3675108RX	19010022	8LHA3071P	A-1474	AL954X	8061	N/A	90059130	1305787H91
3088320	N/A	N/A	8SC3009ZA	A-9215	N/A	7572	N/A	90-05-9155	N/A
3099842	3675228RX	19020388	N/A	A-1493	N/A	N/A	N/A	N/A	N/A
3279220	N/A	N/A	8SC3014U	A-9205	N/A	N/A	N/A	90-05-9129	N/A
3282431	N/A	N/A	1277730	N/A	N/A	N/A	N/A	N/A	N/A
3284392	3675275NW	N/A	20130211	N/A	1367079	N/A	N/A	N/A	N/A
3332213	3675235RX	19011180	N/A	A-1457	N/A	N/A	N/A	N/A	N/A
3353588	N/A	N/A	N/A	N/A	N/A	N/A	N/A	N/A	N/A
3357747	N/A	N/A	N/A	N/A	1369019	N/A	N/A	N/A	N/A
3400582	3604652RX	19011174	N/A	A-1332	N/A	N/A	N/A	N/A	N/A
3400582	3675236RX	19011174	8LHA2070VB	A-1542	N/A	8027	N/A	90-01-4295	N/A
3400698	3675104RX	19011175	N/A	A-1444	N/A	N/A	N/A	N/A	N/A
3413092	3604679RX	19011166	N/A	A-1102	N/A	N/A	N/A	N/A	N/A
3415536	N/A	N/A	N/A	N/A	N/A	N/A	N/A	N/A	N/A
3415691	N/A	N/A	N/A	N/A	N/A	N/A	N/A	N/A	N/A
3635124	3675252RX	10459286	N/A	A-1597(50A)	N/A	N/A	N/A	N/A	N/A
3640732	N/A	N/A	8SC3068V	A-9264	N/A	N/A	N/A	90-05-9201	N/A
3680140	3675233RX	19011173	A0012805LC	N/A	N/A	8083	N/A	90-01-4270	N/A
3806191	N/A	N/A	N/A	N/A	N/A	N/A	N/A	N/A	N/A
3863162	N/A	N/A	N/A	N/A	N/A	N/A	N/A	N/A	N/A
3863163	N/A	N/A	N/A	N/A	N/A	N/A	N/A	N/A	N/A
3863445	N/A	N/A	N/A	N/A	N/A	N/A	N/A	N/A	600-861-3111
3907749	N/A	DRA3287	66021137	A-456	9124476316	13116	N/A	90-17-8073	N/A
3909982	4951332RX	1117068	A0012500LC	N/A	AL955X	7267	N/A	90-01-3095	460194H1
3910565	N/A	N/A	1268070M	N/A	N/A	N/A	N/A	N/A	N/A
3921009	3675270NW	N/A	N/A	N/A	N/A	N/A	N/A	N/A	N/A
3928985	3675202RX	N/A	N/A	A-1921	N/A	N/A	N/A	N/A	N/A
3934778	3675256RX	N/A	N/A	A-1578	N/A	N/A	N/A	N/A	N/A
3935528	3604667RX	19020380	MDA2932	A1493	N/A	N/A	N/A	90014295	N/A
3935529	3675158RX	19020381	110-444	A1494	N/A	N/A	N/A	90014297	N/A
3935530	3675174RX	19020382	MDA3922	A-1609	N/A	N/A	N/A	90014396	6742015175
3939014	3604676RX	1117619	A0012303JB	A-9223	AL9933X	7465	N/A	90-05-9167	1286822H91
3939028	3972731RX	8600031	N/A	A-1727	120488206	N/A	N/A	N/A	N/A
3964745	N/A	N/A	1268590C	N/A	N/A	N/A	N/A	N/A	N/A
3967726	N/A	N/A	MDA3927	N/A	N/A	N/A	N/A	N/A	N/A
3972529	N/A	N/A	N/A	N/A	N/A	N/A	N/A	N/A	N/A
3972672	N/A	N/A	N/A	N/A	124325115	N/A	N/A	N/A	N/A
3972673	N/A	N/A	N/A	N/A	124355001	N/A	N/A	N/A	N/A

# Alternator Cross Reference

Cummins New	ReCon	Delco Remy	Prestolite	Dixie	Bosch	Lester	Denso	Wilson	Komatsu
3975138	N/A	N/A	1268110MC	N/A	N/A	N/A	N/A	N/A	N/A
3975139	N/A	N/A	N/A	N/A	N/A	N/A	N/A	N/A	N/A
3975140	N/A	N/A	BLD3314GH	N/A	N/A	N/A	N/A	N/A	N/A
4000589	N/A	19011193	N/A	N/A	N/A	N/A	N/A	N/A	N/A
4000590	3675103RX	19011192	N/A	A-1339	N/A	N/A	N/A	N/A	N/A
4003445	3675225RX	19020375	N/A	A-1737	N/A	N/A	N/A	N/A	N/A
4003446	3675224RX	19020376	N/A	A-1610	N/A	N/A	N/A	N/A	N/A
4057596	3675244RX	19011204	N/A	A-1460	N/A	N/A	N/A	N/A	N/A
4063625	N/A	N/A	N/A	N/A	N/A	N/A	N/A	N/A	N/A
4063913	N/A	N/A	N/A	N/A	N/A	N/A	N/A	N/A	N/A
4078701	3604685RX	19011203	N/A	A-1103	N/A	N/A	N/A	N/A	N/A
4086503	N/A	N/A	N/A	N/A	N/A	N/A	N/A	N/A	N/A
4094998	3675201RX	10459461	66021616	A-1368	N/A	N/A	N/A	N/A	N/A
4095421	N/A	N/A	N/A	N/A	N/A	N/A	N/A	N/A	N/A
4096532	N/A	N/A	N/A	N/A	N/A	N/A	N/A	N/A	N/A
4101372	N/A	N/A	66021617	N/A	N/A	N/A	N/A	N/A	N/A
4892318	N/A	N/A	860810	N/A	124555005	N/A	N/A	N/A	N/A
4892320	N/A	N/A	860810	N/A	124655005	N/A	N/A	N/A	N/A
4900261	N/A	N/A	N/A	N/A	N/A	N/A	N/A	N/A	N/A
4901059	N/A	N/A	N/A	N/A	N/A	N/A	N/A	N/A	N/A
4924803	N/A	N/A	N/A	N/A	N/A	N/A	N/A	N/A	N/A
4936876	3604666RX	8600151	N/A	A-1341	AL9960LH	N/A	N/A	N/A	N/A
5260126	3972733RX	8600152	N/A	A-1698	N/A	N/A	N/A	N/A	N/A
5260128	N/A	8600153	N/A	N/A	N/A	N/A	N/A	N/A	N/A
4936879	3972734RX	N/A	N/A	A-1700	N/A	N/A	N/A	N/A	N/A
5260127	3972735RX	19020902	N/A	A-1701	N/A	N/A	N/A	N/A	N/A
4937442	N/A	N/A	N/A	N/A	N/A	N/A	N/A	N/A	N/A
4938600	N/A	N/A	N/A	N/A	N/A	N/A	N/A	N/A	N/A
5260129	N/A	N/A	N/A	N/A	N/A	N/A	N/A	N/A	N/A
4944732	N/A	N/A	N/A	N/A	N/A	N/A	N/A	N/A	N/A
4945839	N/A	N/A	N/A	N/A	N/A	N/A	N/A	N/A	N/A
4988274	3972730RX	19020204	N/A	A-1726	N/A	N/A	N/A	N/A	N/A
4988276	4933133NW	8600086	N/A	N/A	N/A	N/A	N/A	N/A	N/A
4993343	3675201RX	8600360	N/A	A-1368	N/A	N/A	N/A	N/A	N/A
5253001	N/A	N/A	N/A	N/A	N/A	N/A	N/A	N/A	N/A
C0191187200	N/A	N/A	8AR2074F	N/A	N/A	N/A	N/A	N/A	N/A
C01911909	3675141RX	N/A	8AR2018L	A-9217	N/A	7344	N/A	90-05-9147	N/A
C6008611350	N/A	N/A	N/A	N/A	N/A	N/A	N/A	N/A	N/A
C6008611611	N/A	N/A	N/A	N/A	N/A	N/A	N/A	N/A	N/A
C6008611951	N/A	N/A	N/A	N/A	N/A	N/A	N/A	N/A	N/A
C6008613610	N/A	N/A	N/A	N/A	N/A	N/A	N/A	N/A	N/A

# Starter Cross Reference

Cummins New	ReCon	Delco Remy	Prestolite	Dixie	Bosch	Lester	Denso	Wilson	Komatsu
0185822	N/A	N/A	M0017406MC	N/A	N/A	N/A	N/A	91-04-7801	N/A
0707328	3603868RX	10479111	MS1-401A	TS-1061	N/A	4930	N/A	91-01-4108	STR1017
0707330	3603868RX	N/A	MS1-300C	TS-1061	N/A	N/A	N/A	N/A	N/A
3004699	3603868RX	10479126	MS7-300A	TS-1061	N/A	N/A	N/A	N/A	N/A
3004700	3603868RX	10479125	MS7-300A	TS-1061	N/A	N/A	N/A	N/A	N/A
3012499	3604689RX	N/A	N/A	TS-1268	N/A	N/A	N/A	N/A	N/A
3017393	3603868RX	10478800	MS7-300A	TS-1061	N/A	N/A	N/A	N/A	N/A
3043007	3604483RX	10461008	35261050	TS-1539	N/A	6380	N/A	91-01-4285	N/A
5256416	3675297RX	19011512	M105R3505SE	TS-1749	N/A	N/A	N/A	N/A	N/A
5256412	3675298RX	19011513	N/A	TS-1750	N/A	N/A	N/A	N/A	N/A
5256414	3675296RX	19011511	N/A	TS-1688	N/A	N/A	N/A	N/A	N/A
5256410	3675295RX	N/A	N/A	TS-1747	N/A	N/A	N/A	N/A	N/A
2871250	3675293RX	8200038	N/A	TS-1745	N/A	N/A	N/A	N/A	N/A
2871252	3675294RX	8200039	N/A	TS-1746	N/A	N/A	N/A	N/A	N/A
2871254	3675281RX	8200040	N/A	TS-1743	N/A	N/A	N/A	N/A	N/A
2871256	3675282RX	8200041	N/A	TS-1744	N/A	N/A	N/A	N/A	N/A
2871251	3675293RX	8200031	N/A	TS-1745	N/A	N/A	N/A	N/A	N/A
2871253	3675294RX	8200032	N/A	TS-1746	N/A	N/A	N/A	N/A	N/A
2871255	3675189RX	8200033	M125R2001SE	TS-1657	N/A	N/A	428000-4420	N/A	N/A
2871257	3675282RX	8200034	M105R3502SE	TS-1744	N/A	N/A	N/A	N/A	N/A
2871258	3675293RX	8200238	N/A	TS-1745	N/A	N/A	N/A	N/A	N/A
2871259	N/A	8200258	N/A	N/A	N/A	N/A	N/A	N/A	N/A
3253498	N/A	N/A	MS1-307A	N/A	N/A	N/A	N/A	N/A	N/A
3255652	3255652RX	N/A	MS1-426	N/A	N/A	N/A	N/A	N/A	N/A
3255829	N/A	N/A	859484	N/A	N/A	N/A	N/A	N/A	N/A
3255868	3604321RX	10478998	M105R3502SE	TS-1503	N/A	N/A	N/A	N/A	N/A
3279461	N/A	N/A	1327A571	N/A	N/A	N/A	N/A	N/A	N/A
3282731	2972733RX	N/A	N/A	N/A	N/A	N/A	N/A	N/A	N/A
3283329	N/A	N/A	N/A	N/A	120488294	N/A	N/A	N/A	N/A
3283330	N/A	N/A	N/A	N/A	124555012	N/A	N/A	N/A	N/A
3283586	N/A	N/A	MS4-401	N/A	N/A	N/A	N/A	N/A	N/A
3283812	N/A	N/A	20513045	TS-6079	1362319	N/A	N/A	N/A	N/A
3285750	3675207RX	N/A	N/A	TS-1660	N/A	N/A	N/A	N/A	N/A
3415325	N/A	N/A	N/A	N/A	N/A	N/A	N/A	N/A	N/A
3415537	N/A	N/A	N/A	N/A	N/A	N/A	N/A	N/A	N/A
3415538	N/A	N/A	N/A	N/A	N/A	N/A	N/A	N/A	N/A
3425355	N/A	N/A	N/A	N/A	N/A	N/A	N/A	N/A	N/A
3632271	3603868RX	10479339	MS7-302C	TS-1061	N/A	N/A	N/A	N/A	N/A
3632272	3603868RX	10461739	MS7-312	TS-1061	N/A	N/A	N/A	N/A	N/A
3632273	3603868RX	10461739	MS7-301A	TS-1061	N/A	N/A	N/A	N/A	N/A
3632274	3603868RX	10479126	MS7-300A	TS-1061	N/A	N/A	N/A	N/A	N/A
3636818	N/A	8200206	N/A	N/A	N/A	N/A	N/A	N/A	N/A
3636819	3604687RX	8200207	N/A	N/A	N/A	N/A	N/A	N/A	N/A
3636820	N/A	8200208	N/A	N/A	N/A	N/A	N/A	N/A	N/A
3636821	N/A	8200209	N/A	N/A	N/A	N/A	N/A	N/A	N/A



# Starter Cross Reference

Cummins New	ReCon	Delco Remy	Prestolite	Dixie	Bosch	Lester	Denso	Wilson	Komatsu
3864298	N/A	N/A	N/A	N/A	N/A	N/A	N/A	N/A	N/A
3911516	N/A	N/A	N/A	N/A	N/A	N/A	N/A	N/A	N/A
3918377	3675204RX	1113277	35261185	TS-1602	N/A	6574	N/A	91-01-4361	N/A
3918378	3604677RX	10479623	N/A	N/A	N/A	N/A	N/A	N/A	N/A
3926932	3675204RX	10479622	35261185	TS-1602	N/A	6574	N/A	91-01-4361	N/A
3935328	N/A	N/A	N/A	N/A	N/A	N/A	N/A	N/A	N/A
3935888	3604684NW	N/A	N/A	N/A	N/A	N/A	9722809-229	N/A	N/A
3938051	3604323RX	N/A	N/A	TS-1500	N/A	N/A	N/A	N/A	N/A
3957585	N/A	N/A	N/A	S-8299	N/A	N/A	128000-9504	N/A	N/A
3957586	N/A	N/A	N/A	N/A	N/A	N/A	228000-0624	N/A	N/A
3957587	3675172RX	10461450	35259630	TS-1572	N/A	N/A	228000-4662	N/A	N/A
3957588	3604486RX	10465529	N/A	S-80146	N/A	N/A	128000-4222	N/A	N/A
3957589	3675246RX	N/A	N/A	S-8814	N/A	N/A	228000-5622	N/A	N/A
3957590	3675246RX	10465539	N/A	S-8814	N/A	N/A	228000-5902	N/A	N/A
3957591	3604486RX	10465528	N/A	S-8275	N/A	N/A	228000-2672	N/A	N/A
3957592	3675248RX	N/A	N/A	S-8543	N/A	N/A	228000-0633	N/A	N/A
3957593	3675248RX	10465534	N/A	S-80179	N/A	N/A	228000-7902	N/A	N/A
3957594	N/A	N/A	N/A	S-8524	N/A	N/A	128000-0545	N/A	N/A
3957595	N/A	N/A	N/A	N/A	N/A	N/A	228000-8851	N/A	N/A
3957596	N/A	N/A	N/A	S-8643	N/A	N/A	228000-5052	N/A	N/A
3957597	N/A	N/A	N/A	N/A	N/A	N/A	428000-1340	N/A	N/A
3957598	N/A	N/A	N/A	S-80148	N/A	N/A	428000-1330	N/A	N/A
3958033	N/A	N/A	N/A	N/A	N/A	N/A	428000-0060	N/A	N/A
3964427	N/A	N/A	N/A	S-80149	N/A	N/A	428000-1850	N/A	N/A
3964428	3964428NW	N/A	N/A	N/A	N/A	N/A	428000-1860	N/A	N/A
3964432	3964432NW	N/A	N/A	N/A	N/A	N/A	428000-1870	N/A	N/A
3965281	3675115RX	19026031	N/A	TS-1564	N/A	N/A	N/A	N/A	N/A
3965282	3675116RX	19026032	M105R3510SE	TS-1558	N/A	N/A	N/A	N/A	N/A
3965283	3675208RX	19026029	M105R2002SE	TS-1651	N/A	N/A	N/A	N/A	N/A
3965284	3675209RX	19026030	M105R3503SE	TS-1655	N/A	N/A	N/A	N/A	N/A
3968130	N/A	N/A	N/A	N/A	N/A	N/A	N/A	N/A	N/A
3971603	N/A	N/A	N/A	N/A	N/A	N/A	428000-2860	N/A	N/A
3971610	N/A	N/A	N/A	N/A	N/A	N/A	428000-2870	N/A	N/A
3971611	N/A	N/A	N/A	N/A	N/A	N/A	428000-2880	N/A	N/A
3971612	N/A	N/A	N/A	N/A	N/A	N/A	428000-2890	N/A	N/A
3971613	N/A	N/A	N/A	N/A	N/A	N/A	428000-2900	N/A	N/A
3971614	N/A	N/A	N/A	N/A	N/A	N/A	428000-2910	N/A	N/A
3971615	N/A	N/A	N/A	N/A	N/A	N/A	428000-2920	N/A	N/A
3974702	N/A	N/A	N/A	N/A	N/A	N/A	N/A	N/A	N/A
3975136	N/A	N/A	1327A081	N/A	N/A	N/A	N/A	N/A	N/A
3975137	N/A	N/A	1327A501	N/A	N/A	N/A	N/A	N/A	N/A
3976618	N/A	N/A	N/A	N/A	N/A	N/A	N/A	N/A	N/A
4063829	N/A	N/A	N/A	N/A	N/A	N/A	N/A	N/A	N/A
4078800	N/A	N/A	859920SS	N/A	N/A	N/A	N/A	N/A	N/A
4080645	N/A	N/A	N/A	N/A	N/A	N/A	N/A	N/A	N/A

# Starter Cross Reference

Cummins New	ReCon	Delco Remy	Prestolite	Dixie	Bosch	Lester	Denso	Wilson	Komatsu
4081235	3603868RX	10461739	MS7-410	TS-1061	N/A	N/A	N/A	N/A	N/A
4081236	3603868RX	10461739	MS7-411	TS-1061	N/A	N/A	N/A	N/A	N/A
4081237	3603868RX	10461739	MS7-403	TS-1061	N/A	N/A	N/A	N/A	N/A
4081238	3603868RX	10461739	MS7-409	TS-1061	N/A	N/A	N/A	N/A	N/A
4081239	3603868RX	10461739	MS7-412	TS-1061	N/A	N/A	N/A	N/A	N/A
4090084	N/A	N/A	N/A	N/A	N/A	N/A	N/A	N/A	N/A
4095501	N/A	N/A	N/A	N/A	N/A	N/A	N/A	N/A	N/A
4096443	N/A	N/A	N/A	N/A	N/A	N/A	N/A	N/A	N/A
4096534	N/A	N/A	N/A	N/A	N/A	N/A	N/A	N/A	N/A
4892338	N/A	N/A	N/A	N/A	1231016	N/A	N/A	N/A	N/A
4900574	N/A	N/A	N/A	N/A	N/A	N/A	N/A	N/A	N/A
4906784	3604690RX	10479368	N/A	N/A	N/A	N/A	N/A	N/A	N/A
4906788	N/A	N/A	N/A	N/A	N/A	N/A	N/A	N/A	N/A
4910161	N/A	N/A	MS7-415C	N/A	N/A	N/A	N/A	N/A	N/A
4910395	N/A	N/A	N/A	N/A	N/A	N/A	N/A	N/A	N/A
4924523	N/A	N/A	N/A	N/A	N/A	N/A	N/A	N/A	N/A
4929600	N/A	N/A	N/A	N/A	N/A	N/A	N/A	N/A	N/A
4930605	N/A	N/A	MS4-404C	N/A	N/A	N/A	N/A	N/A	N/A
4934036	N/A	N/A	N/A	N/A	N/A	N/A	428000-5220	N/A	N/A
4934622	N/A	N/A	N/A	N/A	N/A	N/A	N/A	N/A	N/A
4935789	N/A	N/A	N/A	N/A	N/A	N/A	N/A	N/A	N/A
5255968	N/A	8200244	N/A	N/A	N/A	N/A	N/A	N/A	N/A
5255969	N/A	8200243	N/A	N/A	N/A	N/A	N/A	N/A	N/A
4948534	N/A	N/A	N/A	N/A	N/A	N/A	N/A	N/A	N/A
4968891	N/A	N/A	N/A	N/A	N/A	N/A	N/A	N/A	N/A
4982056	N/A	N/A	N/A	N/A	N/A	N/A	N/A	N/A	N/A
3935890	3604630RX	10465535	N/A	S-8244	N/A	N/A	128000-4910	N/A	N/A
C0191155000	N/A	N/A	N/A	N/A	N/A	N/A	N/A	N/A	N/A
C0191180700	N/A	N/A	N/A	N/A	N/A	N/A	N/A	N/A	N/A
C019119	3675141RX	N/A	8AR2018L	A-9217	N/A	7344	N/A	90059147	N/A
C6008631310	N/A	N/A	N/A	N/A	N/A	N/A	N/A	N/A	N/A
C6008631410	N/A	N/A	N/A	N/A	N/A	N/A	N/A	N/A	N/A
C6008633110	N/A	N/A	N/A	N/A	N/A	N/A	N/A	N/A	N/A
C6008633220	N/A	N/A	N/A	N/A	N/A	N/A	N/A	N/A	N/A

# Glossary

## Alternators

Volt.....	Voltage
Grnd.....	Ground
N. ....	Negative
INS.....	Insulated
Amp.....	Amperage
Field	
1W.....	1 Wire
3W.....	3 Wire
Type.....	Model Type
Bat.....	Battery
Ign.....	Ignition (I Terminal)
Rel.....	Relay (R Terminal)
P/T.....	Pin and Thread
BLA.....	Blade
M4.....	Metric 4

## Solenoids

Rev. Term.....	Reverse Terminals
SSL.....	Semi-Solid Link

## Starters

Volt.....	Voltage
Rotation	
CW.....	Clockwise
CCW.....	Counter-Clockwise
Drive.....	Number of Teeth on Drive
GDST.....	Ground Stud
Clutch App.....	Filled with oil
SAE.....	Society of Automotive Engineering
1.....	Mounting holes are aligned
3.....	Mounting holes are not aligned

## Starters (cont.)

Mt.....	Mounting hole size diameter
w/SHL.....	With shield
O/Set.....	Off set
OCP.....	Over crank Protected
INS.....	Protected Insulated
R/SOL.....	Reverse Solenoid Terminals
R.....	Gear Reduction
RA.....	Advanced Design Gear Reduction
IIR.....	Modified Design Gear Reduction
H/Envir.....	Harsh Environment
IMS.....	Integral Magnetic System
DE Hsg.....	Drive End Housing
SRE.....	Slip Ring End Housing
E Housing.....	Nose Piece for 15° mounting positions
F Housing.....	Nose Piece for 15° piece offset by 7.5° from E Housing
J Housing.....	Nose Piece for 15° piece offset by 6° from E Housing