



**TO: ALL ISUZU POWERTRAIN DISTRIBUTORS & DEALERS: SERVICE, WARRANTY & PARTS PERSONNEL**

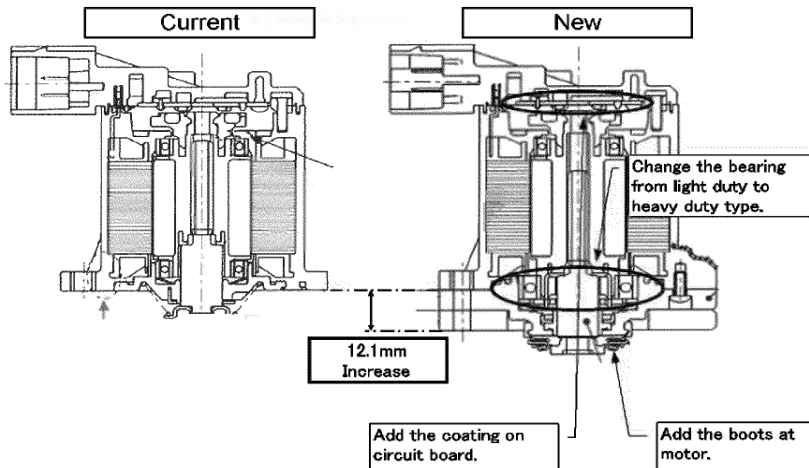
**SUBJECT: 4HK1X TIER 3 EGR VALVE REPLACEMENT ON KAWASAKI WHEEL LOADERS**

Isuzu has implemented a new EGR valve for the 4HK1X Tier 3 to improve the durability and performance. This is not a campaign but a product improvement. As a result the new EGR valve is 12.1 mm longer in length. Because of this you may encounter an interference fit problem when attempting to replace the old EGR valve with the new replacement on some Kawasaki Wheel Loaders. Please see below details and Kawasaki's (KCM) solution to the problem.

- **Kawasaki Wheel Loader Models Affected**
  - 65ZV-2
  - 65TMV-2
- **Isuzu Engine Model and Spec**
  - 4HK1XYWB01
- **Isuzu Part Information**

Part Name	Current Part Number	New Part Number	Interchangeability
EGR Valve	8980011911	8981795460	C

**NOTE: The new part number was implemented on all 4HK1X engines after serial number 475503.**

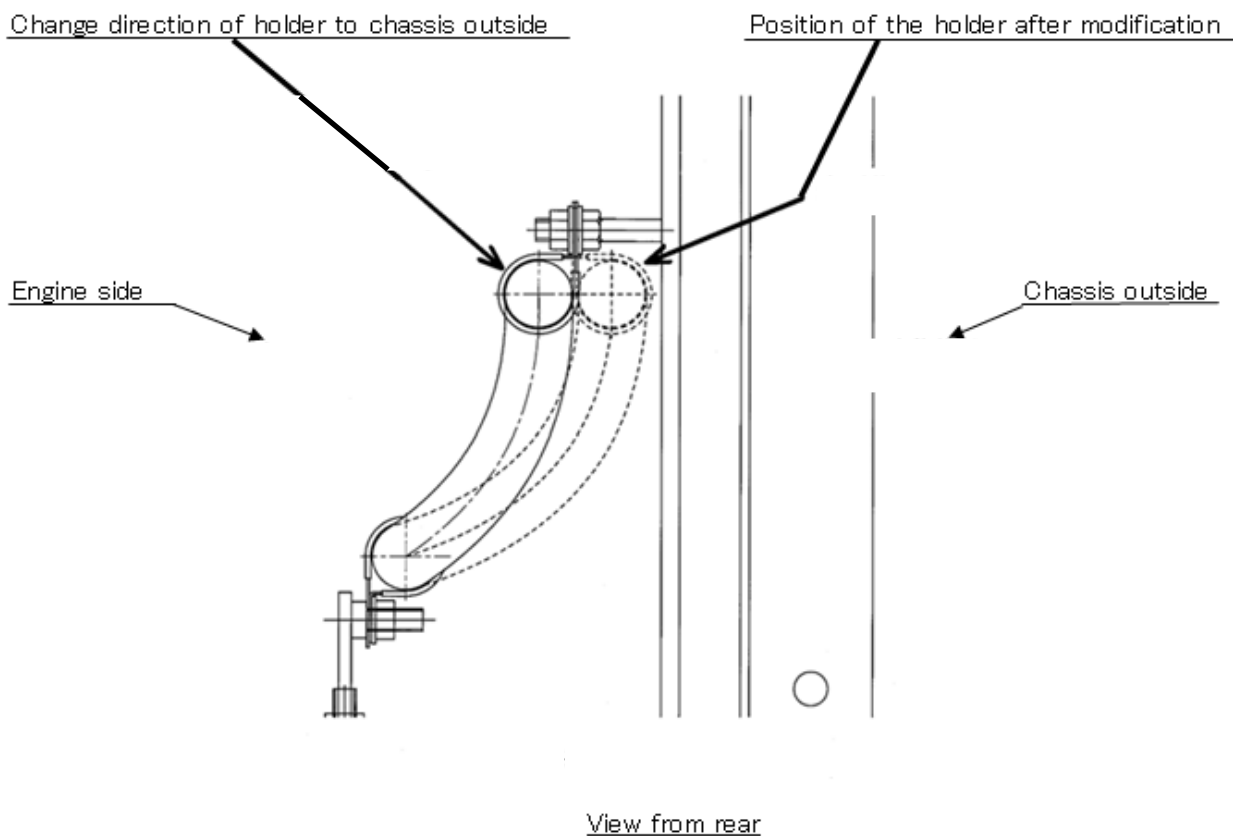


- **KCM Recommended Modification Procedure**

Later production Kawasaki wheel loaders with engine serial numbers after 475503 have been modified to avoid interference and do not require this procedure.


- Perform the following modifications as necessary when replacing the old shorter EGR valve with the new longer EGR valve.

- 1) Change direction of the below hose clamp holder to chassis outside before replacement of the longer EGR valve.



- 2) Replace the new EGR valve according to the appropriate Isuzu workshop manual.

- 3) Measure the dimension "A" showing below.
- 4) Cut the threaded end of the welded stud to keep clearance "A" more than 10 mm.



Best Regards,

*Ken Martin*

Service Operations Manager